

What is new in WYSIWYG Web Builder 9.0?

After months of hard work, we plan to release the next version of WYSIWYG Web Builder in June 2013. This document gives a brief overview of what you can expect in this major new release. WYSIWYG Web Builder 9.0 has more than **150 new features/improvements!** Thousands of new options and possibilities! Here's a list of some of these new features.

Note: the screenshots are based on the BETA version. The final release may look slightly different.

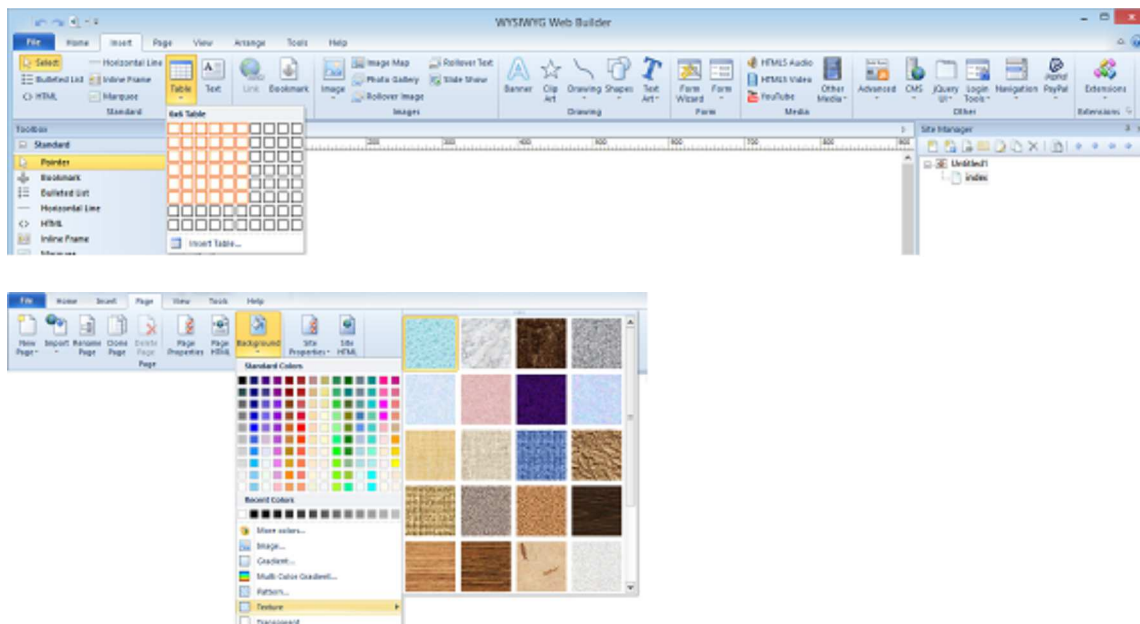
User interface features

- **New feature:** WYSIWYG Web Builder now supports Ribbon interface!

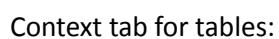
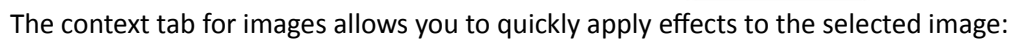
The Ribbon introduces many new ways to quickly change the appearance of the page and objects. With drop down galleries, quick access to frequently used options and much more functionality, only a click away...

- Menus that were once buried are now visible and easily accessible.
- The layout of the Ribbon dynamically optimizes based on the available screen space.
- There is now one single unified user interface. Prior to this all items existed in either a menu item, a toolbar, or both. Tracking down the correct toolbar to display was often a matter of trial and error. With the ribbon, everything is shown in one massive toolbar, separated by tabs.
- Related commands are now grouped together under labeled groups.
- Hierarchical menus are now eliminated. In the old system this meant navigating through menus and submenus to find what you were looking for. And if you clicked on the wrong submenu, you'd have to restart the navigation process all over again. Everything on the ribbon is always visible, so there is no hierarchy to wade through.
- The Ribbon can be customized. Create your own tabs/groups with favorite commands.

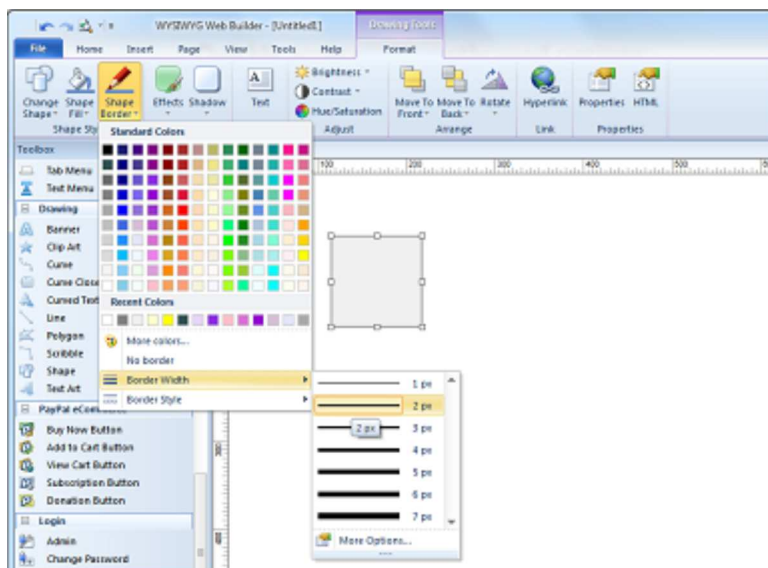
Note the classic toolbars are still available, for users that prefer them.



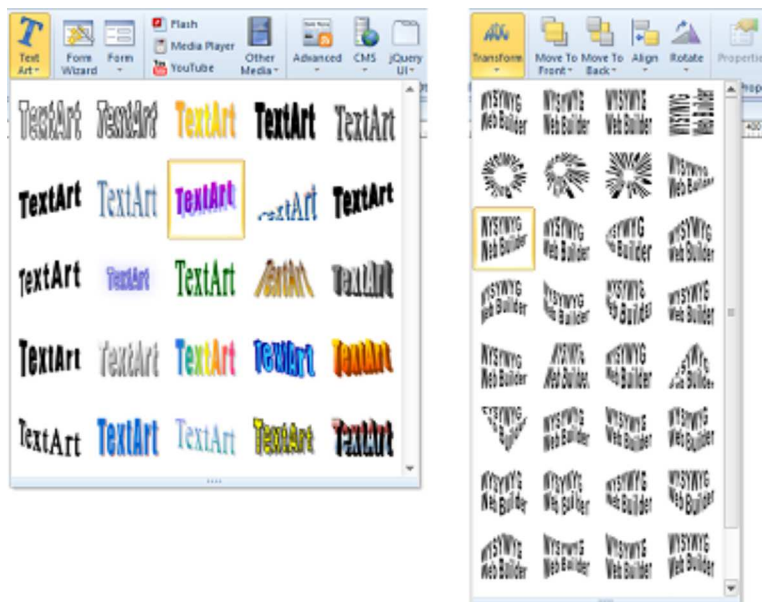
- **Context tabs.** For example, if you select the text object, the ribbon will display all commands for the text. The commands will automatically hide if you deselect the object.



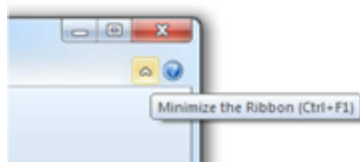
Drawing tools content tab:



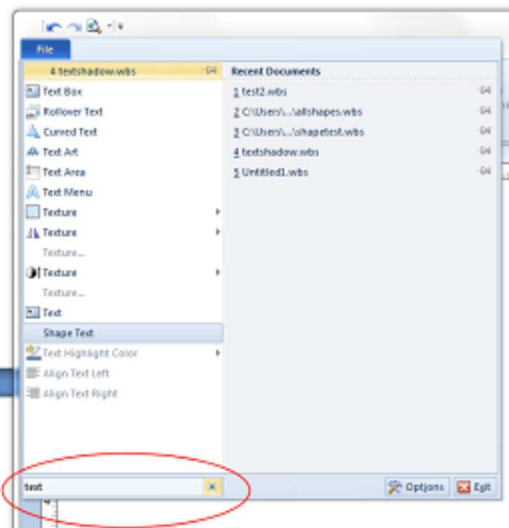
- Quickly update the appearance of Text Art with drop-down galleries.



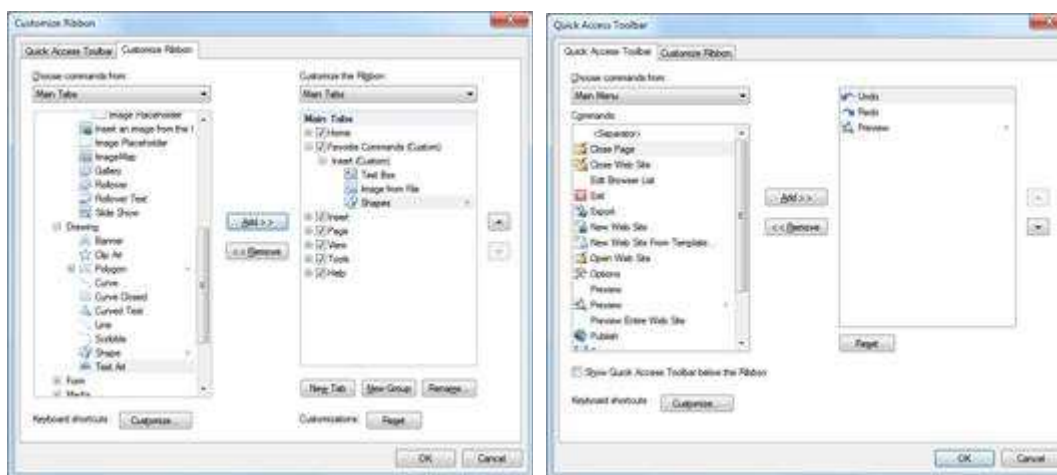
- Minimize the Ribbon, so it will only be visible when you need it:



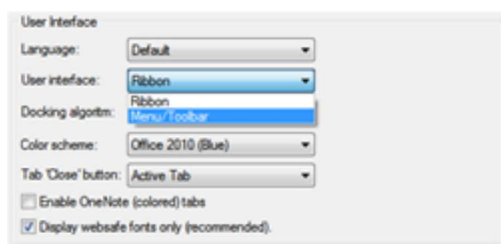
- Search for commands in Ribbon file menu



- Customize the Ribbon



- Switch to classic menu and toolbars.

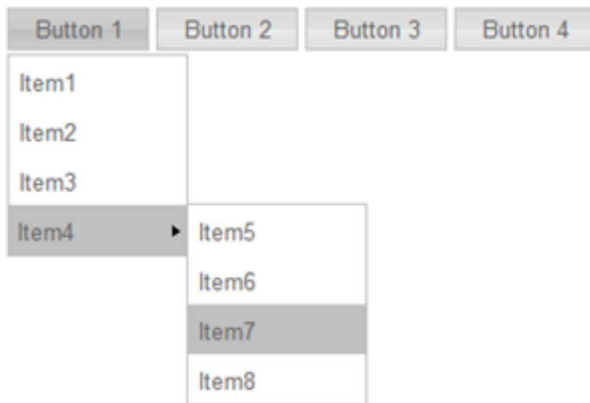


Related tutorial:

<http://www.wysiwygwebbuilder.com/ribbon.html>

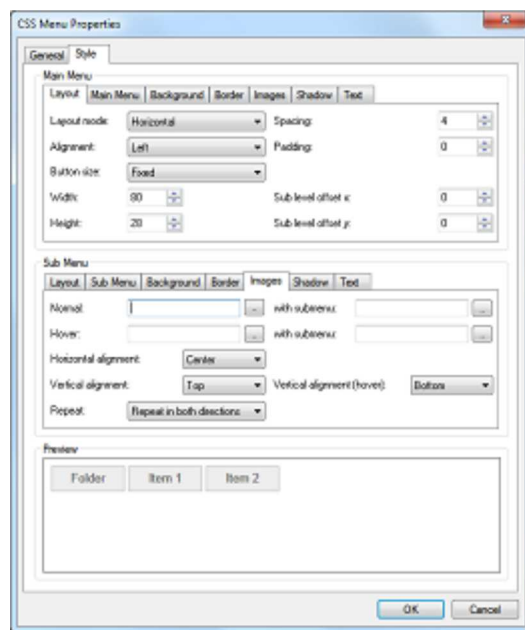
CSS Menu

- **New feature:** Completely redesigned the CSS Menu: added support for **sub menus** with many new settings for offsets, padding, spacing and much more!



- **New feature:** Added support for images (different images for normal, hover and items with sub menus).

- **New feature:** Added the ability to set the background color/border for the main menu and sub menus.



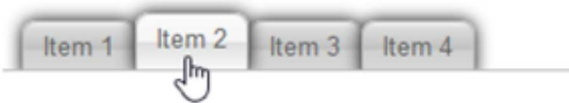
Tab Menu

- **New feature:** Added support for gradient colors.

- **New feature:** Added support for box shadow to make tabs look more realistic.

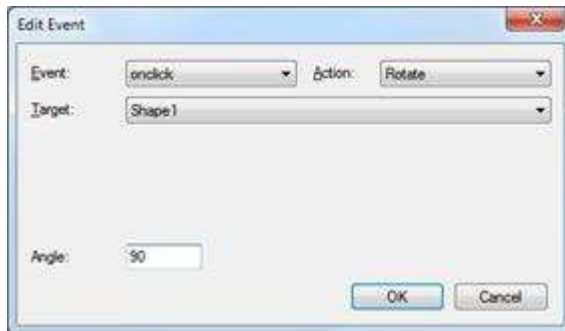


- **New feature:** Added hover animation. With the possibility to let the tab 'jump' up a few pixels up on mouse over.

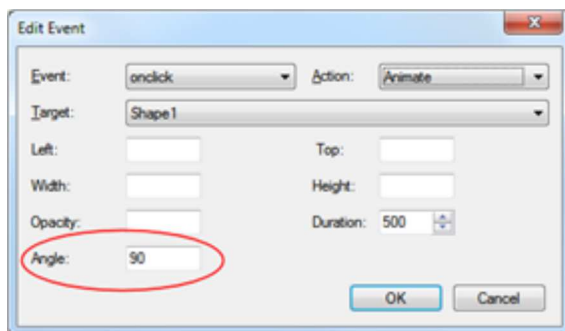


Events

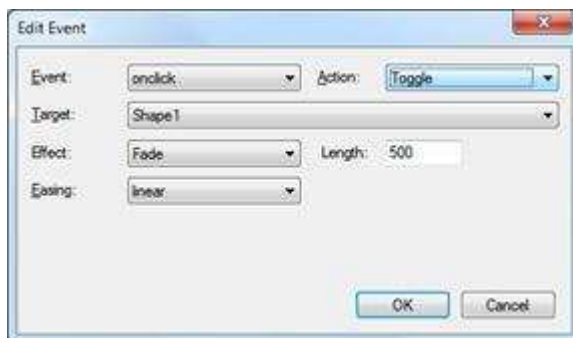
- **New feature:** Added 'Rotate' action to events. Now you can rotate any object (or even forms, layers, etc!) with events.



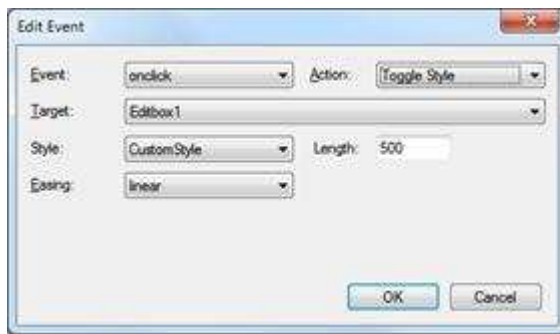
- **New feature:** Added 'Angle' property to Animate in events. Rotate objects with animation!



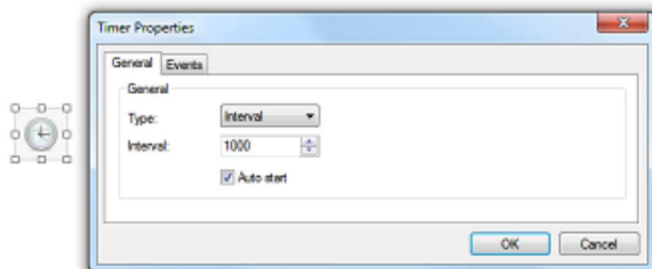
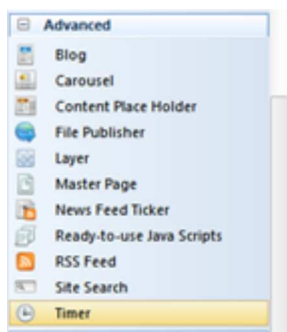
- **New feature:** Added 'Toggle' event action. Useful for toggling the visible state (show/hide) of an object. Triggering the event again will restore the previous state. Supports animations/easing.



- **New feature:** Added 'Toggle Style' event action. Toggle between the current style and another style while animating the style changes. Triggering the event again will restore the previous style.



- **New feature:** Added 'Timer' object. Trigger actions based on timer events. For example, show or hide an object after x milliseconds. Timers can also start/stop other timers! All event actions are supported (animate, show/hide, rotate, media, JavaScript etc). The possibilities are endless!



- **New feature:** Added 'Timer start' and 'Timer stop' event actions.

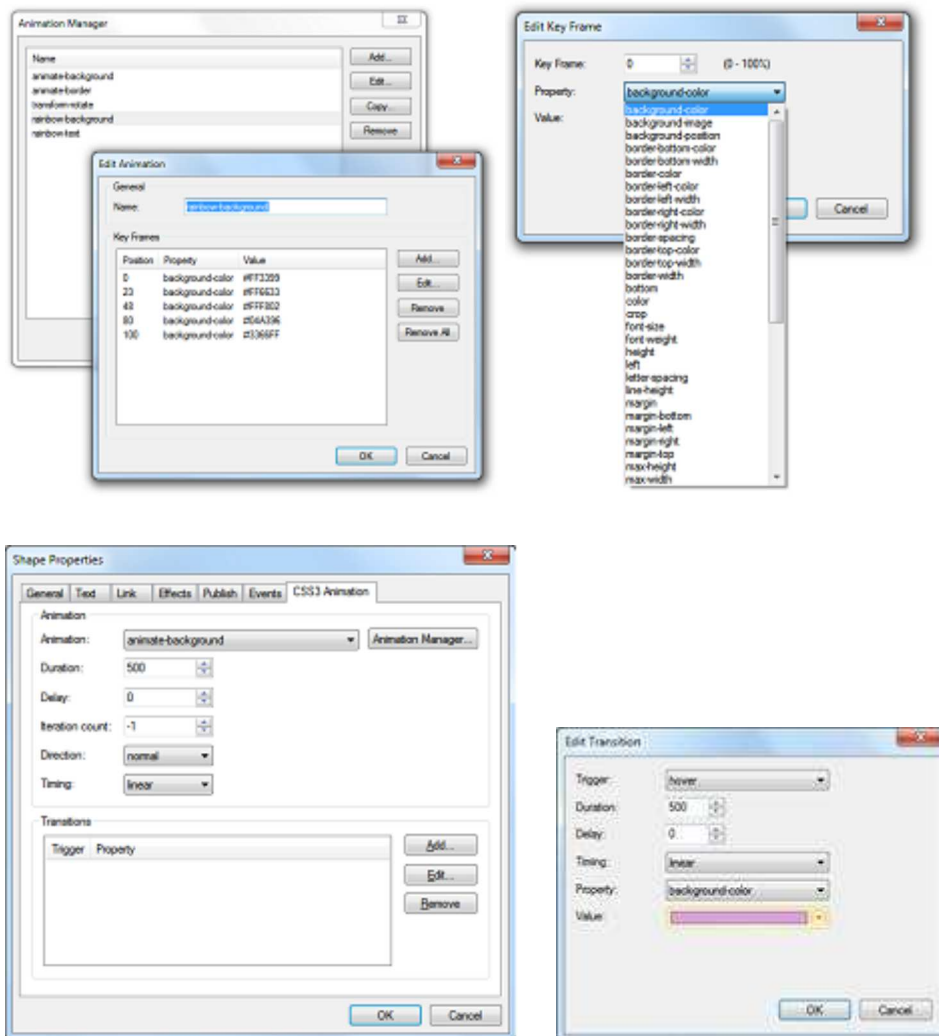


CSS3 Animations and Transitions

- **New feature:** Added CSS3 animation and transition support! The new Animation Manager can be used to define animations (with key frames) and WYSIWYG Web Builder already includes more than 50 predefined animations to get you started!

A CSS3 animation is an effect that lets an element gradually change from one style to another without using JavaScript or Flash. Animation effects can be applied to a wide variety of CSS properties, including background-color, width, height, opacity, transforms (rotate, skew, scale, translate) and many more. Animations can be used by multiple objects each with their own timing, iteration etc.

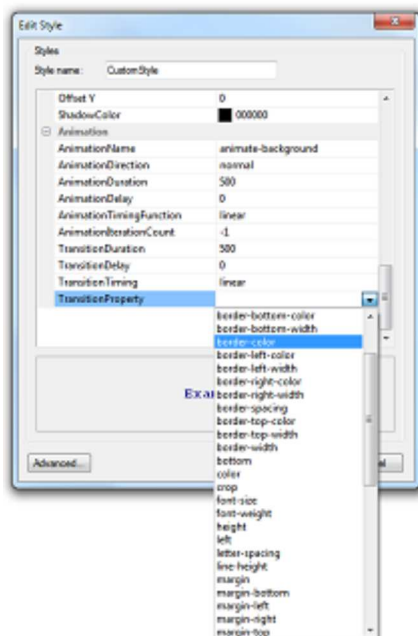
A CSS3 transition is an animation that moves a property between two states. Transitions are an implicit animation, which means they are triggered by a state change like 'hover' or 'focus', unlike an animation which run continuously.



Transform objects with animations and transitions:

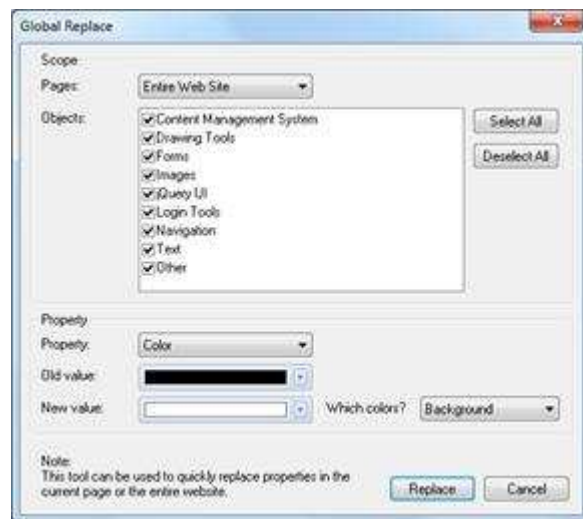


- **New feature:** Added support for animations and transitions in the Style Manager. This makes it possible to dynamically assign animations/transitions to an object. For example, by using events (Set Style).




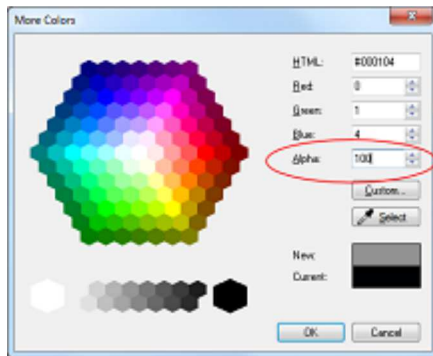
Global Replace

- **New feature:** Added 'Global Replace' tool. This tool can be used to quickly change the color, font, URL or filename for all objects (or a selection) on the page or entire website.



Alpha value in backgrounds

- **New feature:** Added the ability to create semitransparent backgrounds for many objects (shape, layers, text etc) by setting the alpha value of background and gradient colors.



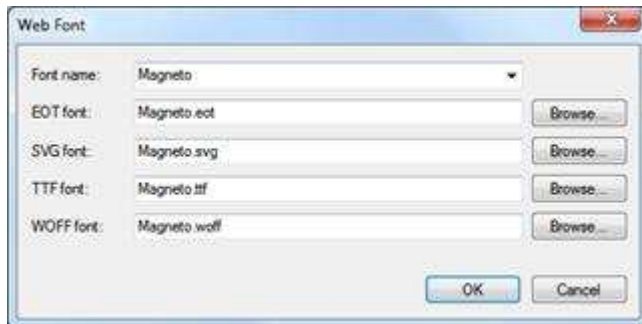
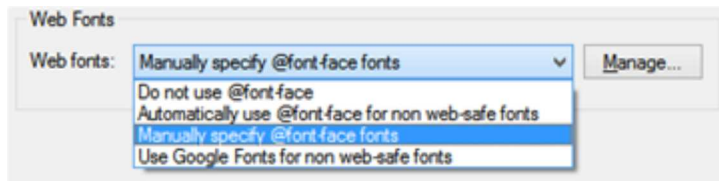
For example: You can use semitransparent backgrounds to create nice overlay effects.



- **New feature:** Added the ability to set alpha value of box shadow.

Web Fonts

- **New feature:** Added the ability to manually configure @font-face web fonts. Supports EOT, WOFF, TTF and SVG fonts.

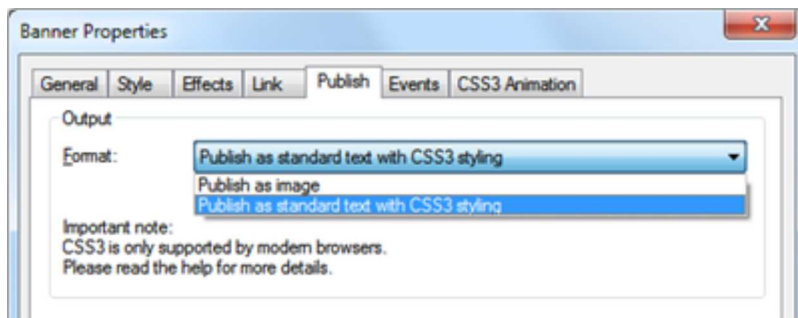


- **New feature:** Added support for 'Google Fonts'. If this option is enabled then the software will assume that all non web safe fonts you are using are Google Web Fonts and it will automatically generate a link to the font in the HTML code, so you do not have to do that manually.

- **New feature:** Added the ability to configure fonts that will be display when 'Display web safe fonts only' is enabled. This can be useful in combination with @font-face so not all system fonts are visible.

Banner

- **New feature:** Banner can now be published as standard text with CSS3 markup instead of an image. Supports borders, (gradient) backgrounds, text shadow and text styling.

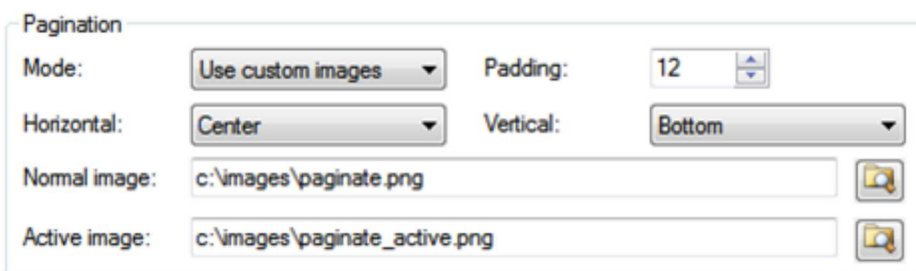


Carousel

- **New feature:** You can now set the (horizontal and vertical) alignment and offsets of Carousel navigation buttons.



- **New feature:** Added support for custom pagination images in Carousel.



- **New feature:** Added 15 new page transition effects! Fade, Slide up/down, Drop, Puff, Fold etc! Basically this turns the Carousel into an advanced slide show that can display almost any object.

Forms

- **New feature:** Added datalist (HTML5) support to combobox. A datalist is a combination between a combobox and an editbox. The user can select data from a list or enter the value manually.

Data list in browser:

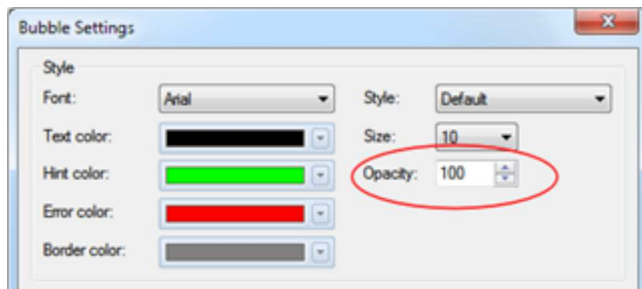
- **Improved:** Redesigned Advanced Form Processor properties dialog. Now uses tabs for a better overview of all the options.

- **New feature:** Added support for PHP mailer in form processor. You can now select from 'mail', 'qmail', 'sendmail' and 'smtp'! Includes support for SMTP authentication.

- **Improved:** You can now leave the email address empty if you do not want to send an email with the PHP form processor.

- **New feature:** Added 'File Upload' template to Form Wizard. Implements a basic form processor to upload multiple files.

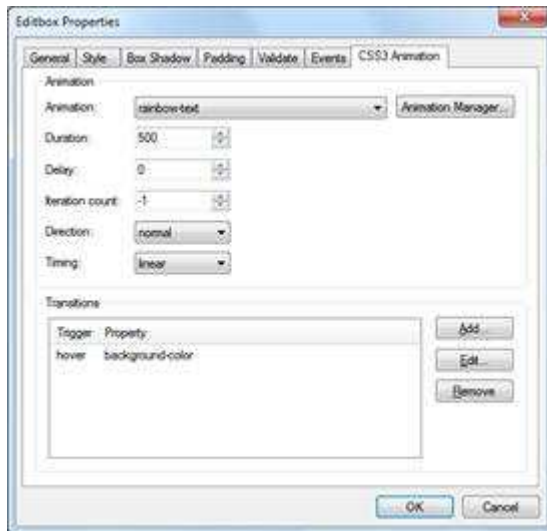
- **New feature:** Added support for opacity in validation 'bubble' settings.



- **Improved:** Editbox displays placeholder text (if value is empty).



- **New feature:** Added support for CSS3 animations and transitions to form elements: editbox, textarea, combobox, buttons. See 'animation/transitions' for more information.



- **New feature:**

Added new option in form processor: 'Include IP address is form data'.

- **New feature:** Error reports will display an error if a form is using 'mailto:', because it's unreliable. Consider using the built-in form processor instead.

Slide Show

- **New feature:** Added the ability to display a caption on top or below the slideshow images. With many properties (font, color, opacity, display on hover only etc).

Caption

Display caption:	<div>Never Never Always Hover Only</div>	Style:	Default
Font:		Size:	10
Text color:		Opacity:	70
Background color:		Padding:	4
Height:	40	Horizontal:	Left
Vertical:	Bottom		

- **New feature:** Added the ability to display navigation buttons on the slideshow (supports the same features as the Carousel object).

Navigation

☒ Enable navigation buttons

Previous button:	c:\images\previous.png		
Alignment:	Left	Center	Offset (x,y): 4 0
Next button:	c:\images\next.png		
Alignment:	Right	Center	Offset (x,y): 4 0



- **New feature:** Added the ability to add a frame to the slideshow!



- **New feature:** Added 'Blast' effect to slideshow. Very cool!



- **New feature:** Added 'Shuffle' effect to slideshow.

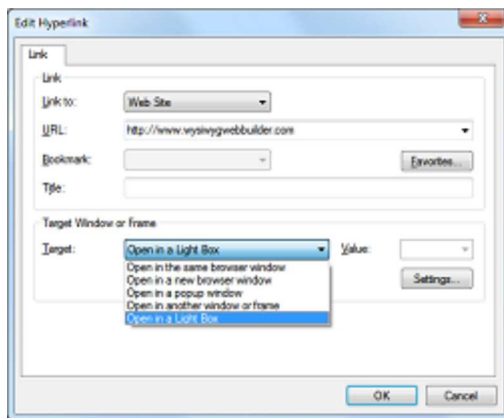


- **New feature:** Added 'Rotate' effect to slideshow. Another cool effect!



Links

- **New feature:** It's now possible to open links in a lightbox by using 'Open in a lightbox' as the target!



- **New feature:** Added new option: 'URL parameters for internal links'. This makes it possible to specify parameters for internal links.



- **Improved:** Link to options renamed to 'External page / Web site' and 'Page in this project'. This may be easier to understand for new users.

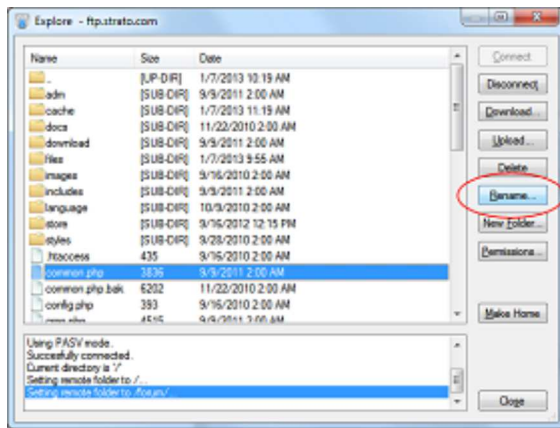
- **New feature:** Added 'transition' option to hyperlink styles to animate color changes of links.

- **New feature:** Added 'text-shadow' option to hyperlink styles.



Publish

- **New feature:** Added the ability to rename files and folders in the built-in FTP client.



- **New feature:** Added 'Show Password' option to publish settings.



- **Improved:** Publish mode (Entire website, selected page only, etc) is now saved per project (instead of global).

- **New feature:** Added session timeout option to the login tools. The user will be logged out automatically if the session is idle (based on the specified timeout).

Behaviour		
Database	<input type="checkbox"/>	./usersdb.php
DestinationPage	<input type="checkbox"/>	
ErrorPage	<input type="checkbox"/>	
DisplayRememberMe	<input type="checkbox"/>	True
SessionTimeout	<input type="checkbox"/>	600

The screenshot shows a 'Button Style' dialog box with the following settings:

Property	Value
Alignment	Center
BackgroundColor	FFFFFF
BorderColor	878787
BorderWidth	1
Height	20
Width	70

At the bottom of the dialog, there are four buttons: 'Create Database...', 'Edit Database...', 'OK', and 'Cancel'. The 'Edit Database...' button is circled in red.

Edit Online Database

Complete the following steps to edit the online database.
 Note: If the database does not exist yet then close this window and use "Create database" first.

Step 1:
 Select the location of the database.
 Publish profile: Login Demo

Step 2:
 Click "Download" to retrieve the database from the server, so that it can be editing locally. Download

Step 3:
 Click "Edit" to edit the database. Use "OK" to save the changes! Edit...

Step 4:
 Click "Upload" to upload the modified database to the server. Upload

Close

Name Email password

support	support@webiste.com	7c4b5fab-67e346d3c77b
jame	jame@webiste.com	1c138af52dad771388a

Add...
 Edit...
 Remove

OK
 Cancel

Photo Gallery

- **New feature:** Added 'Polaroids are draggable' option to Photo Gallery. Added the ability to reposition the Polaroids around the page. Just like 'real' Polaroids on a stack.

- **New feature:** Added 'Animate polaroids on page load'. Animates the Polaroids to a random position on the page.

Frame

Style: (Polaroid) ▼

Color:


Width:

☐ Rotate polaroids (requires CSS3)

☐ Variable polaroid sizes (requires CSS3)

☒ Animate polaroids on page load

☒ Polaroids are draggable



Flash Video Player

- **New feature:** Added HTML5 support to Flash Video Player. The player is compatible with most platforms (Flash for the desktop and HTML5 for mobile devices and modern browsers).

HTML5

☒ Support both Flash and HTML5 video ☒ Show controls


Alternative formats:

C:\Downloads\testvideo.mp4
C:\Downloads\testvideo.webm

Add...

Remove

HTML 5 version of the player (HTML5 video and CSS3 styling):



Blog

- **New feature:** Added 'padding' property to Blog object. Specifies the offset from between the border and the text of a blog item.

Misc

Background: Scrollbars: Never

Border: Padding:

Divider image:

Date format: Monday, January 14, 2013


Roll Over Image

- **New feature:** Added 3D rotation (CSS3) animation to Roll Over Image! Create amazing 3D effects on your website. Works on all modern browsers (FireFox, Safari, Chrome, IE10).

Animation

Animation: Rotate 3D (CSS3) Duration: 500

☐ X ☒ Y ☐ Z Perspective: 50%



- **New feature:** Added Bars (Horizontal/Vertical) animation.
- **New feature:** Added Blast animation.
- **New feature:** Added Blinds Horizontal/Vertical animation.
- **New feature:** Added Blocks animation.
- **New feature:** Added Clip Horizontal/Vertical animation.
- **New feature:** Added Drop animation.
- **New feature:** Added Fold animation.
- **New feature:** Added Puff animation.
- **New feature:** Added Rain animation.
- **New feature:** Added Rotate animation.
- **New feature:** Added Swirl animation.
- **New feature:** Added Squares animation.
- **New feature:** Added Track Mouse animation.

Roll Over Text

- **New feature:** Added 'alignment' to rollover text.
- **New feature:** Added 'padding' property to rollover text (specifies padding from object's border)
- **New feature:** Added 'spacing' property to rollover text (specifies spacing between title, description and link).

General


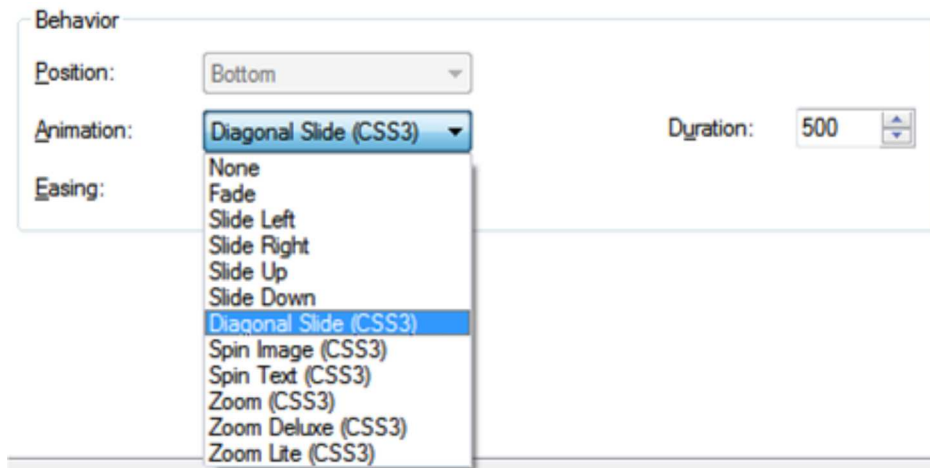
Alignment:	<input type="text" value="Center"/>	
Background:	<input type="text" value=""/>	Opacity: <input type="text" value="60"/>
Padding:	<input type="text" value="10"/>	Spacing: <input type="text" value="10"/>

- **New feature:** Added 'link' styling to rollover text (font, color, style)

Link

Font:	<input type="text" value="Arial"/>	Size: <input type="text" value="10"/>	<input checked="" type="checkbox"/> Underline
Color:	<input type="text" value=""/>	Style: <input type="text" value="Default"/>	

- **New feature:** Added 6 new CSS3 animations to Roll Over text. Let text fly in, spin, zoom and more.



News Feed Ticker

- **New feature:** Added 'spacing' to News Feed Ticker. Specifies spacing between items.
- **New feature:** Added 'padding' to News Feed Ticker. Specifies padding between items and the border.

Style	
BackgroundColor	<input type="checkbox"/> FFFFFF
BackgroundTransparent	True
BorderColor	<input type="checkbox"/> CCCCCC
BorderStyle	Solid
BorderWidth	1
DateFormat	mm/dd/yy
IncludeDate	True
Padding	8
Spacing	8

- **New feature:** Added Facebook support to News Feed Ticker. Displays status, links and/or photos.

General

Data source:

Viewer type:

Sort order: Link target:

Maximum items:

Facebook


Facebook id:

Access token:

Include:
☒ Status
☒ Photos
☒ Links

Layer

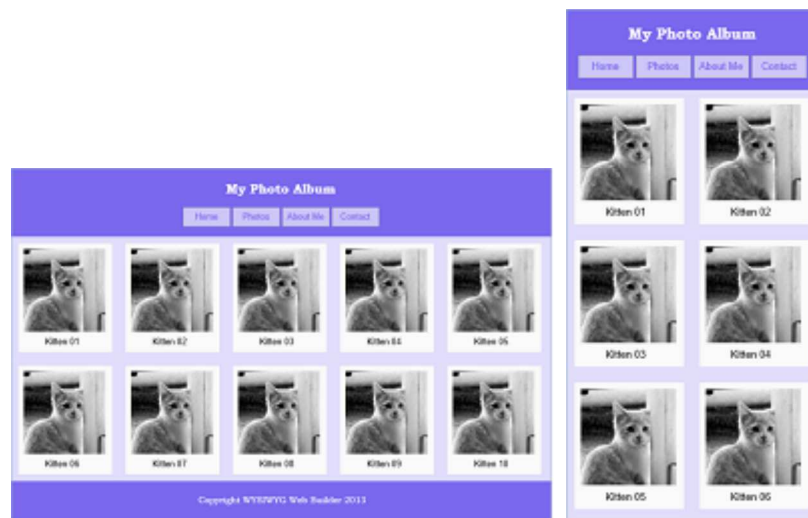
- **New feature:** Added 'Anchored Layer' mode. This makes it possible to anchor one or more sides of the layer to the sides of the page (useful for stretchable layouts).




- **New feature:** Added 'Floating Layer' mode. This will make the layer 'float' instead of having a fixed position. This

feature may be useful (for advanced users) to create responsive websites.

Related tutorial: http://www.wysiwygwebbuilder.com/floating_layers.html



- **New feature:** Added 'Modal Layer' mode. This will position the layer on top of everything. Other items on the page will be disabled until you close the layer.



Text

- **New feature:** Added the ability to use CSS3 transform rotation in text. This will publish the text object as standard text instead of any image and use CSS3 rotation (for modern browsers!).

Rotate

☒ Use CSS3 transform for rotation

- **New feature:** Added 'Do not encode HTML characters' option to the text object. This makes it possible to include (for example) PHP code in standard text!

Compatibility

☐ Right-to-left reading order

☒ Do not encode HTML characters (for advanced users only!)

Output format:

Default

□ Lorem ipsum dolor sit amet, □ consectetur adipisicing elit, □
sed do eiusmod tempor incididunt ut labore et dolore
□ magna aliqua. <?php echo \$value; ?> Ut enim ad □
minim veniam, quis nostrud exercitation ullamco laboris
□ nisi ut aliquip ex ea commodo consequat. □

- **Improved:** Implemented workaround for 'justify' in combination with 'line height' and compatibility options.

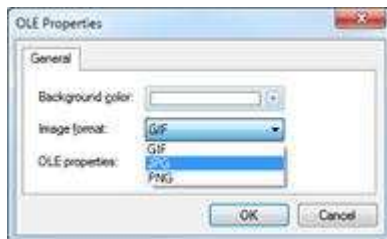
Content Place Holder

- New feature: Added border-radius and box-shadow options to Content Place Holder.



OLE Object

- New feature: Added JPG and PNG output formats to OLE Object.

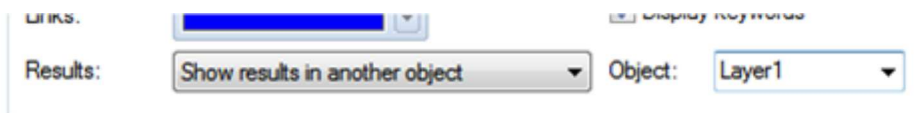


Site Search

- **New feature:** A 'search button' will automatically be added when you insert the 'Site Search' object. The button is a standalone button and can be completely customized.



- **New feature:** Added the ability to display search results inside another object (for example, a layer on the same page).



- **New feature:** Added 'Result count' option. Displays a (configurable) text on top of the search results with the result count.

- **New feature:** Added the ability to specify the colors of the found search terms. You can set the text and highlight colors to make the keywords stand out.

- **New feature:** Added option to display search results in another page. This can be useful if you want the results page to have the same design as the rest of your website.

Content Management System

- **New feature:** Added default font style to CMS view. This will be used for all unstyled content.

Text

Font:

Color: Size:

- **New feature:** Added session timeout option to CMS admin. So the admin session automatically timeouts after the specified time.

SessionTimeout ☐ 600

Email

AdminEmailAddress ☐

- **New feature:** Added the ability for admins to change the creator/owner of the page.

Extra data:

Visible:

Owner:

Save

- **Improved:** CMS Admin has been redesigned. It now has a tab based user interface with a central menu on top.

Home New Page File Manager Plugins Logout									
Name	Created by	Last update	Visible	Home page	Views	Order	Action		
First Page	admin	2013-01-07 13:49:59	Yes	Yes	11476	Down	Edit	Copy	Delete
Second Page	admin	2012-07-02 21:51:31	Yes	No	4351	Up Down	Edit	Copy	Delete
Third page	admin	2012-03-31 12:29:15	Yes	No	4125	Up Down	Edit	Copy	Delete
Test	admin	2012-03-31 12:29:36	Yes	No	3976	Up Down	Edit	Copy	Delete
Overflow test	admin	2013-01-07 14:05:38	Yes	No	2848	Up	Edit	Copy	Delete

Home New Page File Manager Plugins Logout

General **Mailing List** Password Poll Guestbook Tell a friend Downloads Slide Show Likes FAQ Form Photo Album Website

Name:

Content:

External URL:

Extra data:

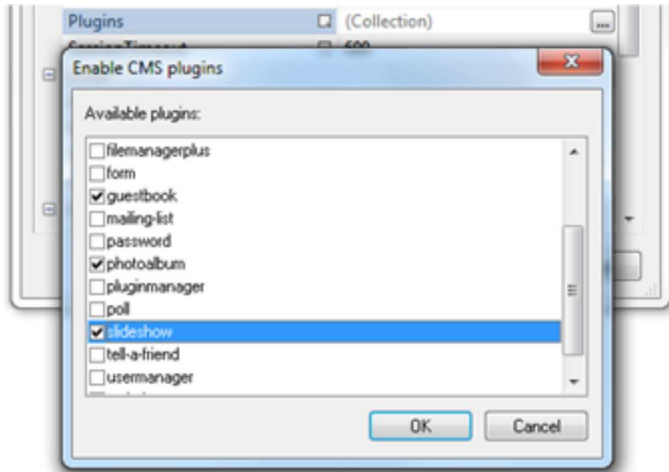
Visible:

Owner:

Save

- **New feature:** Added plug-in support to CMS. The CMS is now extendable. Plug-ins can add a new command to the plug-in menu (like the user manager and file manager). Or add new functionality to the page. For example, the 'Comments' plug-in adds the ability for users to post comments on a page. Plug-ins can be activate/deactivated online with the plug-in manager.

Advanced users can modify the standard plug-ins to suit them to their needs or create new plug-ins. We have created a few plug-ins to demonstrate the new functionality and we will improve them if users find them useful...



- **New feature:** Added CMS plug-in: User Manager.

Add/Edit/Remove users online. This makes it possible to manage users without the need to integrate with WWB's login tools. Add users will be able to add their own pages.

Home New Page File Manager Plugins Logout

[Create new user](#)

Username	Fullname	Email	Active	Action
james	James	james@outlook.com	active	Edit Delete
petra	Petra	petra@outlook.com	not active	Edit Delete

Home New Page File Manager Plugins Logout

Username:

Password:

Fullname:

Email:

Active: ▼

- **New feature:** Added CMS plug-in: Comments.
Adds the ability to post comments on a page.

General

Comments

Enable comments for this page:

enabled

reCAPTCHA public key:

reCAPTCHA private key:

Enable moduration:

enabled

Moduration recipient:

pablo@pablosoftwaresolutions.com

Moduration from:

do-not-reply@pablosoftwaresolutions.com

Name	Date	Contact	Comment	Action
fdsfsdf	2012-10-15 11:24:40	test@test.com qdfqdg	dfgdfgdgdgdgdfgdf gdf gfd gfd gdfd	Deactivate Delete
gfdgdfg	2012-10-15 11:26:12	test@test.com	fdsgsdfsd fsdf sdf sd fds fsf	Activate Delete
MyName	2013-01-07 13:52:20	myname@gmail.com	fdfsdfsd fsdf sdf fsf	Deactivate Delete
Jamie	2013-01-07 13:52:34	test@test.com	fdfsdfsd fsdf sdf ds fsd fsdfsf	Deactivate Delete
Pablo	2013-01-07 13:53:01	myname@gmail.com http://www.test.com	dsfdsfdsfsdfsf	Deactivate Delete
Name	2013-01-07 13:53:17	myname@gmail.com	xcxcxc cx cx cx cxcxc	Activate Delete

Comments

Jamie said, at 2013-01-07 13:52:34:
fdsfdsfsdf
dsf
sf
ds
fsd
fsdfsf

Pablo (<http://www.test.com>) said, at 2013-01-07 13:53:01:
dsfdsfdsfsdfsf

Add a comment

Name:

Email:

Website:

Message:

Submit comment

- **New feature:** Added CMS plug-in: Discussion.

The Discussion plug-in enables you to add comments functionality to the page.

Users can comment on the content of the page and other users will be able to post replies to the comment to start a discussion.

General

Discussion

Enable discussion for this page:
enabled

reCAPTCHA public key:

reCAPTCHA private key:

Sed ut perspiciatis unde omnis iste natus error sit voluptatem accusantium doloremque laudantium, totam rem aperiam, eaque ipsa quae ab illo inventore veritatis et quasi architecto beatae vitae dicta sunt explicabo. Nemo enim ipsam voluptatem quia voluptas sit aspernatur aut odit aut fugit, sed quia consequuntur magni dolores eos qui ratione voluptatem sequi nesciunt. Neque porro quisquam est, qui dolorem ipsum quia dolor sit amet, consectetur, adipisci velit, sed quia non numquam eius modi tempora incidunt ut labore et dolore magnam aliquam quaerat voluptatem. Ut enim ad minima veniam, quis nostrum exercitationem ullam corporis suscipit laboriosam, nisi ut aliquid ex ea commodi consequatur? Quis autem vel eum iure reprehenderit qui in ea voluptate velit esse quam nihil molestiae consequatur, vel illum qui dolorem eum fugiat quo voluptas nulla pariatur?

Discussion

[Topic Index](#) | [New Topic](#)


My subject by test on 2012-10-04 11:30:10
test

Enter your comments:

Subject: Re: My subject

Name:

Description:


Senator

- **New feature:** Added CMS plug-in: Downloads.

Automatically creates a list of links from files in a folder.

General

Downloads

Enable downloads:
enabled

Folder:
./images/

Filter:
jpg,png

Bullet:
•

- **New feature:** Added CMS plug-in: FAQ.

Create a simple Frequently Asked Questions (FAQ) page.

Admin settings:

General FAQ		
Create new FAQ item		
Question	Answer	Action
This is the first question?	Balasdisafl sjlfkjds klf klsdjfd dsklf fds	Edit Delete Move Up Move Down
This is the second question?	dsvdsfgfxg fdg dg df	Edit Delete Move Up Move Down
This is the third question?	fgdgdgfdg dfg df g	Edit Delete Move Up Move Down
This is the fourth question?	dasdsadad	Edit Delete Move Up Move Down

General FAQ	
Question:	<input type="text" value="This is the second question?"/>
Answer:	<div><div>dsvdsfgfxg fdg dg df</div><div></div></div>
Save FAQ Item Back to overview	

- **New feature:** Added CMS plug-in: Password.

Protect the CMS page with a password. You can enable/disable this per page. And each page can have its own password.

General Password	
Enable password:	<input type="text" value="enabled"/>
Password:	<input type="text" value="secret"/>

Please enter the password

Password:

- **New feature:** Added CMS plug-in: File Manager.
Implements a basic file manager to upload files to the CMS.

Filename	Size	Last modified	Action
builtwithwb8.gif	3.09 KB	2011-11-18 11:41:36	Delete

Upload File:

- **New feature:** Added CMS plug-in: File Manager Plus.
A 'plus' version of the File Manager. Can be used to upload, rename and remove files and folders. Only for advanced users!

You are here: [Home](#) > [tinymce](#)

Filename	Filesize	Type	Created on	Actions
..		[folder]	2012-11-09 15:59:45	
examples		[folder]	2011-11-18 11:09:28	
langs		[folder]	2011-11-18 11:09:30	
plugins		[folder]	2011-11-18 11:09:32	
themes		[folder]	2011-11-18 11:12:21	
utils		[folder]	2011-11-18 11:13:15	
jquery.tinymce.js	3.38 KB	js	2011-11-18 11:09:20	
license.txt	26.3 KB	txt	2011-11-18 11:09:21	
tiny_mce.js	186.73 KB	js	2011-11-18 11:09:23	
tiny_mce_popup.js	5.22 KB	js	2011-11-18 11:09:24	
tiny_mce_src.js	404.94 KB	js	2011-11-18 11:09:28	

Upload file

File:

Create folder

Folder name:

- **New feature:** Added CMS plug-in: Form.

Dynamically create forms online. Supports basic form validation (based on the selected input type) and reCAPTCHA. Submitted data can be sent in email and/or stored in a database and exported to CSV later.

General **Form**

Enable form for this page:

Enable database: [Export to CSV](#)

Enable email:

Email recipient:

Email reply to:

Email subject:

Email message:

Enable reCAPTCHA:

reCAPTCHA public key:

reCAPTCHA private key:

[Add New Field](#)

Name	Type	Action
Email	email	Edit Delete Move Up Move Down
Name	checkbox	Edit Delete Move Up Move Down
select me	select	Edit Delete Move Up Move Down
Text field	textarea	Edit Delete Move Up Move Down

General **Form**

Name:

Type:

Required: ☐

Options (for 'select' only):

- ☐ select
- ☐ input
- ☐ email
- ☐ textarea
- ☐ checkbox
- ☐ select
- ☐ hidden

[Save Field](#) [Back to overview](#)

Email:

Name:

select me:

Text field:

first Mcprease

Type de twee woorden:

- **New feature:** Added CMS plug-in: Guestbook.

Basic guestbook that can be integrated in the CMS.

General **Guestbook**

Enable guestbook:

Items per page:

reCAPTCHA public key:

reCAPTCHA private key:

Date	Name	Comments	Action
2013-01-07 00:00:00	test	Sed ut perspiciatis unde omnis iste natus error sit voluptatem accusantium doloremque laudantium, totam rem aperiam, eaque ipsa quae ab illo inventore veritatis et quasi architecto beatae vitae dicta sunt explicabo.	Delete

Guestbook

2013-01-07 00:00:00

Name: test

Email: test@gmail.com

Website:

Comments: Sed ut perspiciatis unde omnis iste natus error sit voluptatem accusantium doloremque laudantium, totam rem aperiam, eaque ipsa quae ab illo inventore veritatis et quasi architecto beatae vitae dicta sunt explicabo.

Please sign the guestbook:

Name:

Email:

Website:

Comments:



[Sign guestbook](#)

- **New feature:** Added CMS plug-in: Mailing list.

Collect and manage email addresses in a mailing list. Users can subscribe to the mailing list by submitting their email address in the standard form. A confirmation email is sent to verify the email address. The admin can send messages to the subscribed users.

General

Mailing List

Enable mailinglist for this page:

Email from:

Display name field:

Display phone field:

[Add New Subscriber](#) [Send Message to Subscribers](#)

Name	Email	Phone	Status	Action
Paul	test2@gmail.com	fdfsdfdsfsfsf	Verified	Edit Delete
Peter	test@gmail.com	123356547456	Verified	Edit Delete

General

Mailing List

Subject:

Message:

[Send Message](#) [Back to overview](#)

- **New feature:** Added CMS plug-in: Photo album.

The Photo Album plug-in is a basic online photo album solution for the CMS. It will display images from a folder on the server.

General

Photo Album


Enable photo album:

Images folder:

Columns:

Rows:

Thumbnail size:



- **New feature:** Added CMS plug-in: Slideshow.

The Slide Show plug-in adds a slideshow to the CMS page.

General	Slide Show
Enable slide show:	<input type="text" value="enabled"/>
Images folder:	<input type="text" value="/images/"/>
Width:	<input type="text" value="200"/>
Height:	<input type="text" value="200"/>
URL:	<input type="text" value="gfdgdg"/>
Target:	<input type="text"/>
Effect:	<input type="text" value="fade"/>
Duration:	<input type="text" value="3000"/>
Interval:	<input type="text" value="2000"/>

- **New feature:** Added CMS plug-in: Plug-in Manager

The plug-in manager can be used to enable/disable CMS plug-ins online.

Plugin Name	Description	Action
Password	Protect page with a password	Enable
Form	Dynamically create forms online.	Enable
Photo Album	Photo Album	Enable
Slide Show	Slide Show	Enable
Likes	Likes	Enable
Poll	Poll	Enable
User Manager	User Manager	Enable
FAQ	FAQ	Enable
Discussion	Discussion	Enable
File Manager Plus	Implements a file manager	Enable
Tell-a-friend	Tell-a-friend	Enable
Comments	Comments	Enable
Mailing List	Collect and manage email in mailing List	Enable
Plugin Manager	Tool to enable/disable plugins	Disable
File Manager	Implements a basic file manager	Disable
Guestbook	Guestbook	Enable
Webshop	Webshop	Enable
Downloads	Automatically create a list of links from files in a folder	Enable

- **New feature:** Added CMS plug-in: Poll.
A simple poll plug-in.

General **Poll**

Enable poll for this page: enabled ▾

Poll title:

Question:

[Add New Poll Option](#)

Option	Votes	Action
Option 1	4	Edit Delete Move Up Move Down
Option 2	6	Edit Delete Move Up Move Down

Poll

Enter your question here

- ☒ Option 1
☐ Option 2

[Vote](#)

[View results](#)

Poll results

Option 1: 4 (40%)



Option 2: 6 (60%)



[Return to page](#)

- **New feature:** Added CMS plug-in: Tell-a-friend.
Adds a basic tell-a-friend form to the CMS page.

General	Tell-a-friend
Enable Tell-a-friend for this page:	enabled ▼
Email Subject:	Here's a web site recommendation
Email Message:	Hi tellafriend-friendname, A friend of yours, tellafriend-name, whose email address is tellafriend-email thought you may like to visit this web site: http://www.website.com
reCAPTCHA public key:	
reCAPTCHA private key:	

Tell a friend

Your Name:

Your Email:

Friend's Name:

Friend's Email:

- New feature: Added CMS plug-in: Web Shop (experimental)

General **Webshop**

Enable webshop for this page: ☐ enabled

Webshop title:

Notification email:

Currency sign:

Products per page:

Image width:

Include shipping: ☐ yes

Payment processor:

Account ID:

[Add Product](#) | [View Orders](#)


SKU	Name	Description	Price	Action
SKU0001	FTP Wanderer	FTP Wanderer is a multithreaded FTP client with the look-and-feel of Windows Explorer, and makes moving files between the Internet and your computer as simple as local file manipulation.	0	Edit Delete
SKU0002	Quick 'n Easy FTP Server	Quick 'n Easy FTP Server	25.95	Edit Delete
SKU0003	Quick 'n Easy Web Builder	Quick 'n Easy Web Builder	19.95	Edit Delete
SKU0004	WYSIWYG Web Builder	WYSIWYG Web Builder	44.95	Edit Delete

General **Webshop**


Date	Order Number	Status	Action
2013-01-07 17:06:35	69D5213AD6BC41538B3C8D632	Waiting for payment	View Confirm Payment Delete
2012-10-15 10:20:23	C33682D79596ACD9818E4532	Waiting for payment	View Confirm Payment Delete
2012-10-11 15:13:23	CC8A57A36856857A90CF2337	Waiting for payment	View Confirm Payment Delete
2012-10-11 15:27:03	811E74533D802870231A9028	Waiting for payment	View Confirm Payment Delete
2012-10-11 10:29:56	C9738A10910D9F234CD268F95	Waiting for payment	View Confirm Payment Delete
2012-10-10 14:20:19	4E79988FE90C8D6832A59776	Waiting for payment	View Confirm Payment Delete
2012-10-10 13:57:11	584F9243A1786C189EC8E81D4	Payment confirmed	View Confirm Payment Delete
2012-10-10 13:56:56	FE36EDAB194DCDF8FA8E96C20	Waiting for payment	View Confirm Payment Delete

[Back to overview](#)


[View Cart](#) | [Product Overview](#) | [Search](#)




FTP WANDERER
FTP Wanderer is a multithreaded FTP client with the look-and-feel of Windows Explorer, and makes moving files between the Internet and your computer as simple as local file manipulation.
Price: € 0
SKU: SKU0001
[More details](#) | [Add to Cart](#)



QUICK 'N EASY FTP SERVER
Quick 'n Easy FTP Server
Price: € 11
SKU: SKU0009
[More details](#) | [Add to Cart](#)



QUICK 'N EASY WEB BUILDER
Quick 'n Easy Web Builder
Price: € 19.95
SKU: SKU002
[More details](#) | [Add to Cart](#)



WYSIWYG WEB BUILDER
WYSIWYG Web Builder
Price: € 44.95
SKU: SKU001
[More details](#) | [Add to Cart](#)

Order Details

Order Number: 69D5213AD6BC41538B3C8D632

Product Name	Price	Quantity	Amount
FTP Wanderer (SKU0001)	€0.00	1	€0.00
Quick 'n Easy FTP Server (SKU0009)	€11.00	1	€11.00
Quick 'n Easy Web Builder (SKU002)	€19.95	1	€19.95
Shipping:			€16.45
Total:		3	€47.40

Please fill out the following information below to complete your order.

Name:

Address:

Address:

City:

State:

Zip:

Phone:

Fax:

Email:

Comments/Special Instructions:

[Order Now](#)

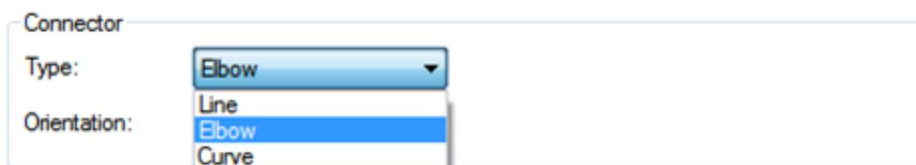
Shapes

- **New feature:** In the Ribbon interface you can quickly pick a new shape from the gallery.

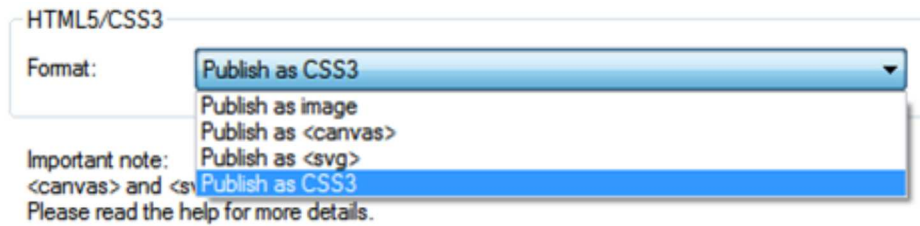


- **New feature:** Added more than 50 new shapes, including basic flow charts shapes, new callouts and arrows.

- **New feature:** Added 'Elbow Connector' and 'Curved Connector' drawing tools (Line). This can be useful for drawing flow charts.



- **New feature:** Basic shapes (rectangle, ellipse, rounded corner) can now also be exported as CSS3!



- **Improved:** If a shape has been flipped or mirrored then the text no longer will be flipped/mirrored too. This is especially useful for callouts and text balloons. As this allows you to flipped/mirror the callout arrow to another side of the shape without affecting the text.



- **New feature:** Added new border styles to Shape/ClipArt/TextArt/Polygon/Curve: gradient, multi color gradient, pattern and texture.



- **New feature:** Added support for Rotate Left/ Rotate Right/Flip Horizontal/Flip Vertical to Polygon and Curve.
- **New feature:** Added 15 new gradient styles to Polygon/Curve (previous there were only 5).
- **New feature:** Added support for textures to polygon/curve.
- **New feature:** Gradient Manager now supports alpha values in colors to create semi transparent gradient effects.
- **New feature:** Holding down the SHIFT key for the 'Line' will draw a straight line (horizontal or vertical).

Images

- **New feature:** Added 12 'box shadow' frames (available for images and the photo gallery).




- **New feature:** Added new image effect: Transparent Gradient.




- **New feature:** Added new image effect: Tilt Shift.



- **New features:** Added new image effects: **Night Vision** and **Blue Print**.



- **New features:** Added new image effects: **Edge preserving blur** and **Urban Ink**.



- **New feature:** Added new image effect: **Droste Effect**.



- **New feature:** Added new image effect: **Holga** with optional **CMYK** filter.



- **New feature:** Added new image effect: Old Movie.



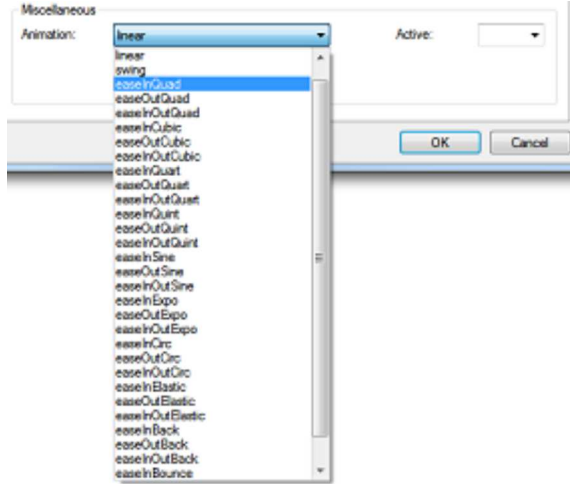
- **New feature:** Added new image effect: Polaroid Stack.



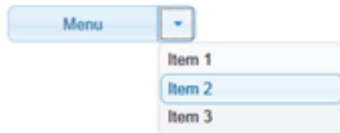
- **New feature:** Added 'Remove all effects' to the effect menu to quickly remove all applied effects.

jQuery UI

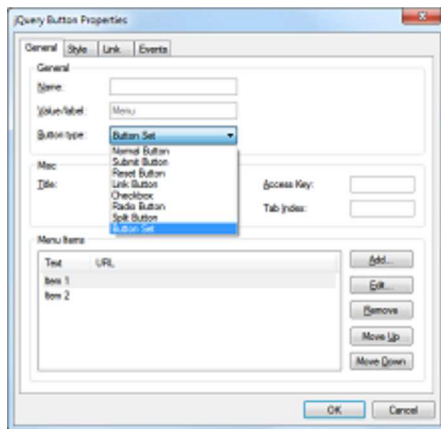
- **Improved:** Upgraded to latest version of jQuery and jQuery UI. The jQuery UI widgets have been redesigned to comply with the current documentation.
- **New feature:** Added Slide Left/Right/Up/Down and Fade animations to jQuery Dialog.
- **New feature:** Added many new animation (easing) types to the jQuery Accordion.



- **New feature:** Added 'Split button' mode to jQuery Button. Adds a drop down menu to the button.



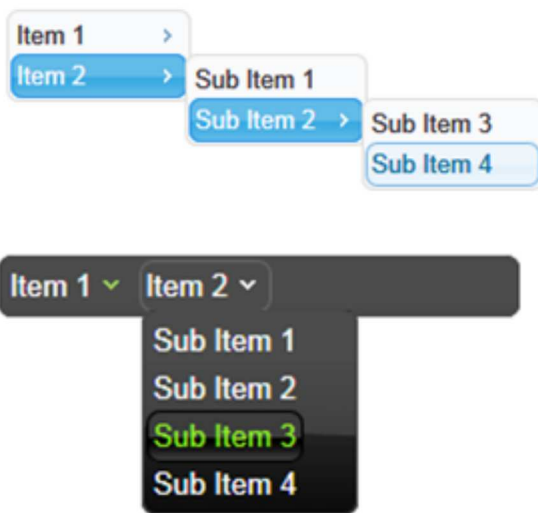
- **New feature:** Added 'Button set' mode to jQuery Button. Adds the ability to define multiple buttons to create a themed navigation menu.




Button set in the browser:



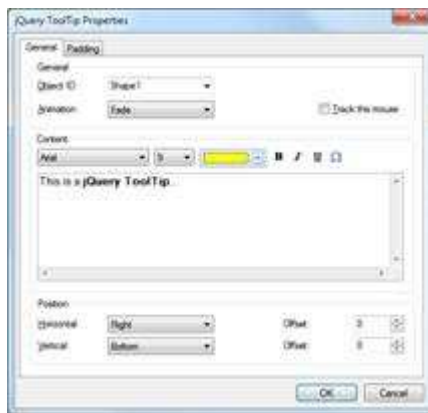
- **New feature:** jQuery Menu. Themeable (multi level) menu with mouse and keyboard interactions for navigation.



- **New feature:** jQuery Spinner: Enhance a text input for entering numeric values, with up/down buttons and arrow key handling.

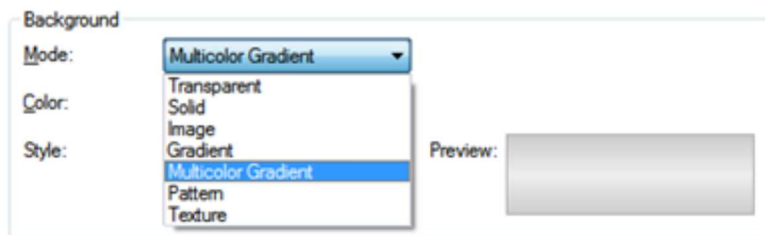


- **New feature:** jQuery ToolTip: Customizable, themeable tooltips, replacing native tooltips. The tooltip supports text formatting and can be assigned to any WWB object.



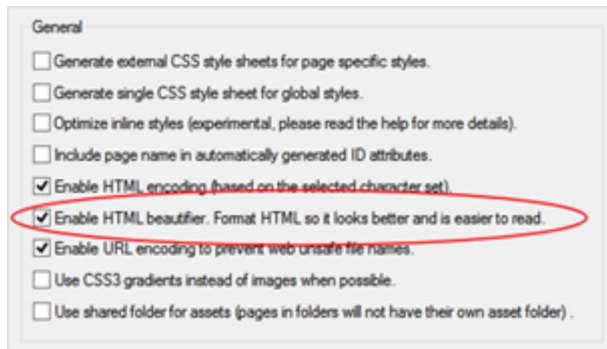
Other features

- **Improved:** Built-in JavaScripts are now always in external (minified) file to reduce the page size and faster loading.
- **New feature:** Error reports will display an error if the 'index' page has upper case characters ('Index' or 'INDEX' is invalid). Many first time users make this mistake...
- **New feature:** Error reports will check for common errors in custom HTML code. For example: Scripts should not be placed at the start of the page or the use of HTML tags inside the body tag. It will also check for duplicated <html>, <head> and <body> tags in the Page HTML.
- **New feature:** Added 'Multi color gradient', 'Pattern' and 'Texture' options to page background.



- **New feature:** Slide Menu Header items can now also have a link.
- **Improved:** A Menu bar sub item background image is now applied to each menu item (instead for all items).

- **New feature:** Added 'Enable HTML beautifier' option. Formats HTML so it looks better and is easier to read.



Unformatted HTML:

```

77 <body>
78 <div id="wb_Form1" style="position:absolute;left:113px;top:96px;width:312px;height:196px;z-index:4;">
79 <form name="comments" method="post" action="mailto:yourname@address.com?subject=Website comments" id="Form1">
80 <div id="wb_Text1" style="position:absolute;left:10px;top:15px;width:72px;height:16px;z-index:0;text-align:left;">
81 <span style="color:#000000;font-family:arial;font-size:13px;">Comments:</span></div>
82 <textarea name="comments" id="TextArea1" style="position:absolute;left:92px;top:15px;width:198px;height:98px;z-index:1;" rows="6" cols="27"></textarea>
83 <input type="submit" id="Button1" name="" value="Submit" style="position:absolute;left:92px;top:120px;width:96px;height:25px;z-index:3;">
84 <input type="reset" id="Button2" name="" value="Clear" style="position:absolute;left:92px;top:150px;width:96px;height:25px;z-index:3;">
85 </form>
86 </div>
87 </body>

```

Formatted HTML:

```

77 <body>
78 <div id="wb_Form1" style="position:absolute;left:113px;top:96px;width:312px;height:196px;z-index:4;">
79 <form name="comments" method="post" action="mailto:yourname@address.com?subject=Website comments" id="Form1">
80 <div id="wb_Text1" style="position:absolute;left:10px;top:15px;width:72px;height:16px;z-index:0;text-align:left;">
81 <span style="color:#000000;font-family:arial;font-size:13px;">Comments:</span></div>
82 </div>
83 <textarea name="comments" id="TextArea1" style="position:absolute;left:92px;top:15px;width:198px;height:98px;z-index:1;">
84 <input type="submit" id="Button1" name="" value="Submit" style="position:absolute;left:92px;top:120px;width:96px;height:25px;z-index:3;">
85 <input type="reset" id="Button2" name="" value="Clear" style="position:absolute;left:92px;top:150px;width:96px;height:25px;z-index:3;">
86 </form>
87 </div>
88 </body>

```

- **New feature:** Added Internet Explorer compatibility 'Chrome Frame' option. Users running Internet Explorer with Google Chrome Frame installed will automatically have pages that include this tag rendered by Chrome.

- **Improved:** The "Master Page" object now called "Master Objects". Many users found the old name confusing because it actually embeds the objects of another (master) page and not the page itself.

- **Improved:** HTML options (Tools->Options->HTML) are now saved per project (instead of global). So each project can now have different settings.

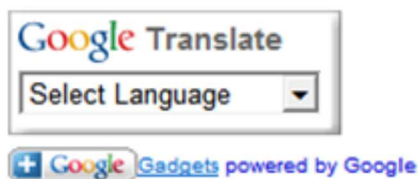
- **New feature:** Added 'Pinterest Pin it' and 'Pinterest Follow' scripts to Ready-to-use-JavaScripts.



- **New feature:** Added 'Sound Cloud' button to Ready-to-use-JavaScripts.



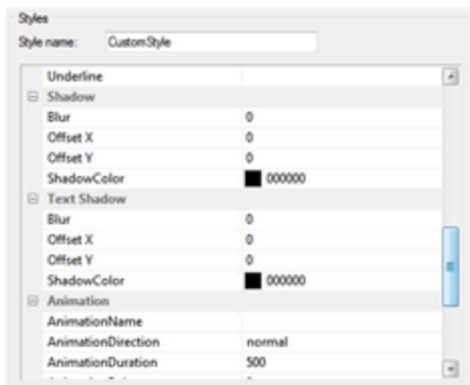
- **New feature:** Added 'Google Translate' widget to Ready-to-use-JavaScripts.



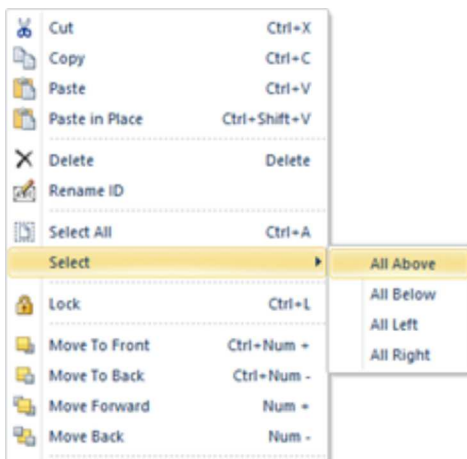
- **New feature:** Added 'Internet Explorer redirect' widget to Ready-to-use-JavaScripts. Redirect the user to an optimized page for older versions of IE.



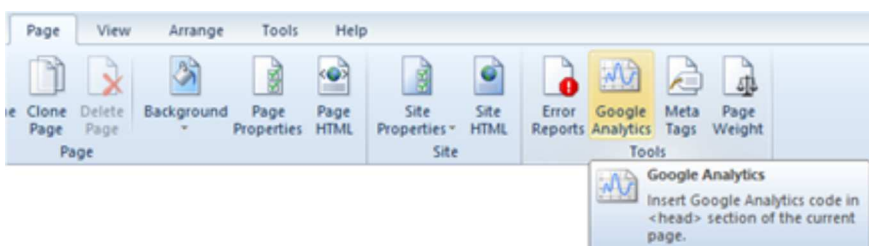
- **New feature:** Added support for 'text-shadow' in the Style Manager. This allows you to add shadows to text (in supported browsers). For performance reasons the text will not be rendered with shadow in design view. You must preview or publish the page!



- **New feature:** Added the possibility to select all objects above, below, left or right of the selected object. This can be useful if you want to insert a new object between other objects.



- **New feature:** Added a shortcut menu item to insert Google Analytics code in the <head> section of the page.



- **New feature:** Added a shortcut menu item to access Meta Tags so (new) users will be able to find this section more easily.

More features:

If you are upgrading from a version prior to version 8 then also check out what we've added in version 8!

http://www.wysiwygwebbuilder.com/new_wb80.html

and

http://www.wysiwygwebbuilder.com/new_wb85.html