

What is new in WYSIWYG Web Builder 8.0?

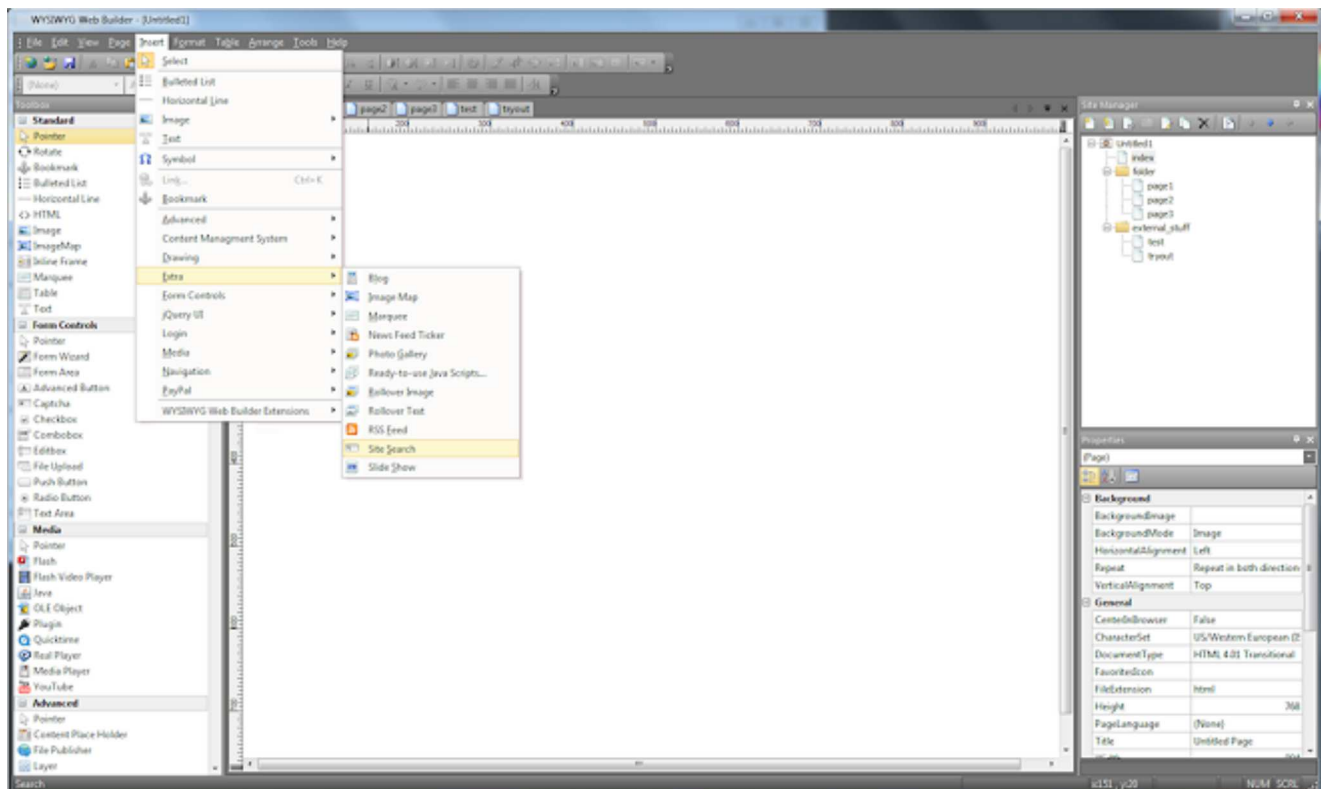
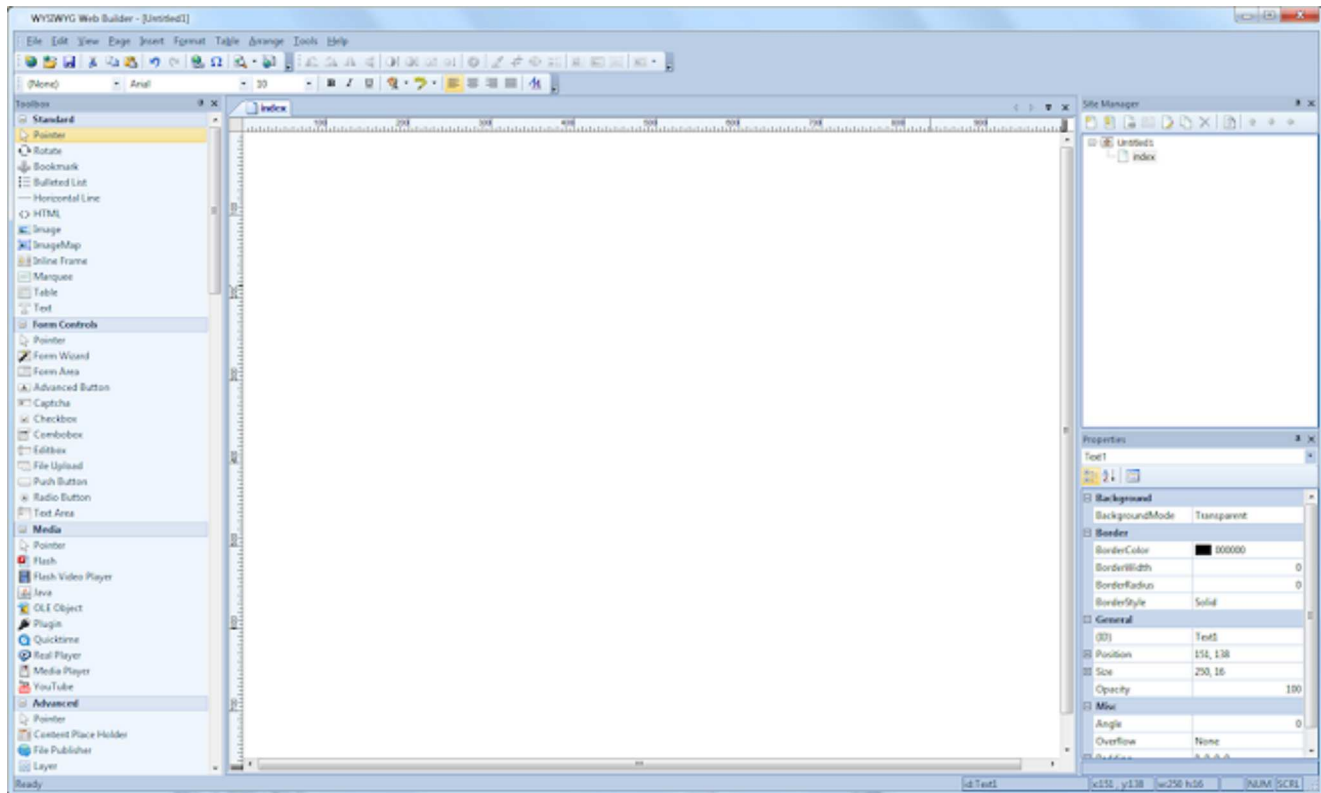
After months of hard work, we plan to release the new version of WYSIWYG Web Builder in November 2011. This document gives a brief idea of what you can expect in this major new release.

WYSIWYG Web Builder 8.0 has more than **150 new features/improvements**. Thousands of new options and possibilities!

The most amazing upgrade ever! Increase your productivity and get your website ready for the future of web building. Here's a list of some of these new features.

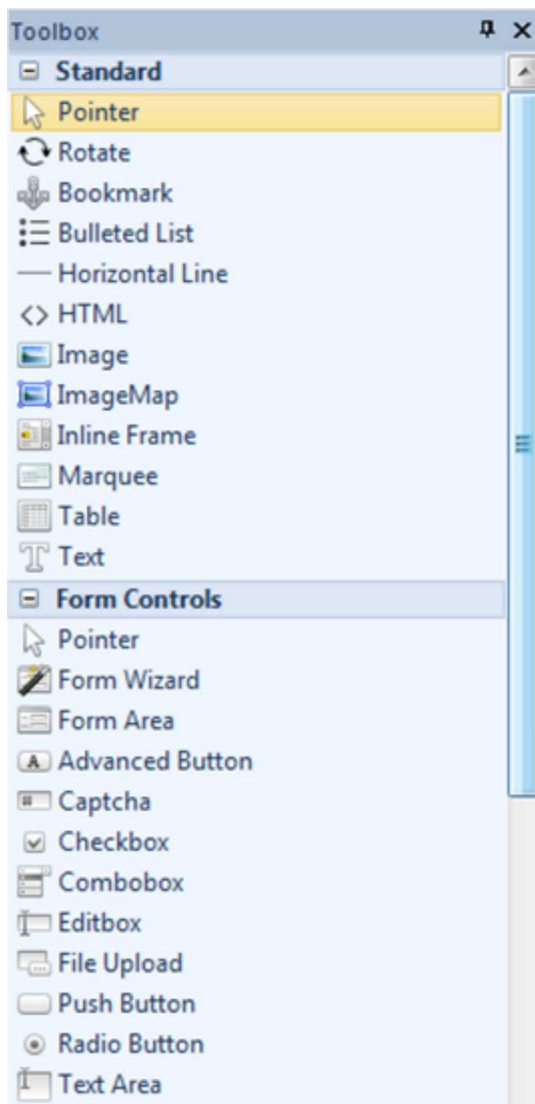
General features

- **Improved:** Updated user interface color schemes (Office 2010/Obsidian) for a fresh new look.



- **Improved:** Toolbars and menus now use high quality icons. (32 bits with alpha channel).

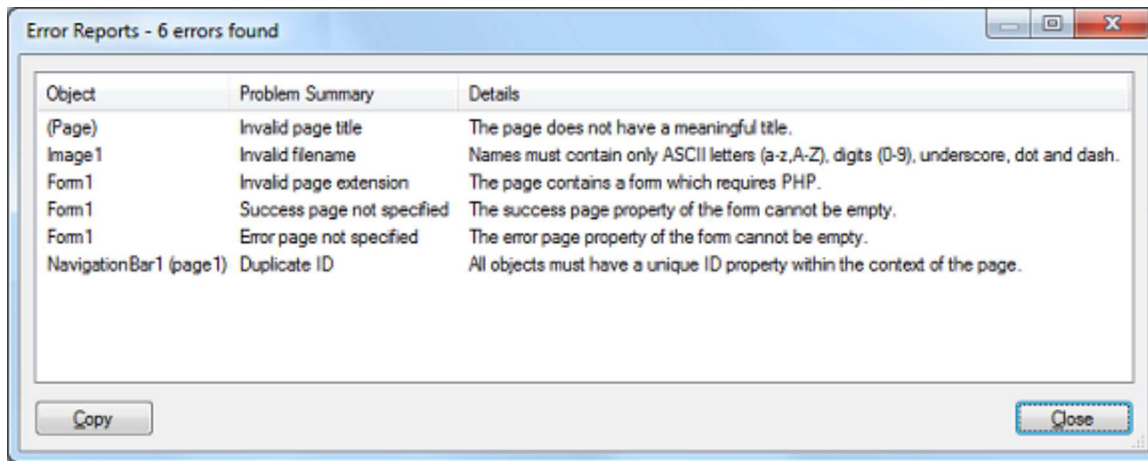
- **Improved:** New redesigned toolbox icons!



- **Improved:** For many object we've moved the inline style attributes to the style sheet, resulting in cleaner HTML code.

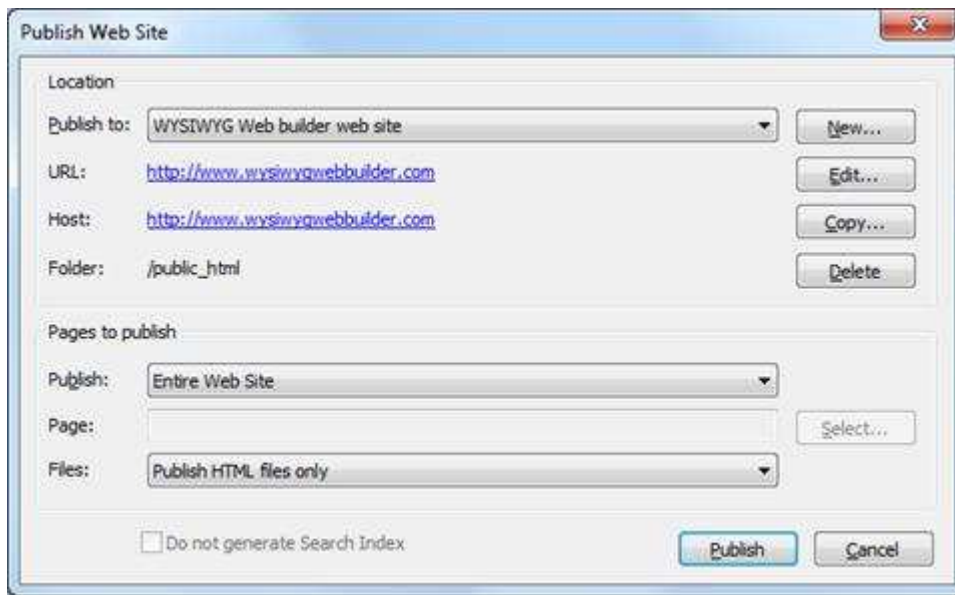
- **Improved:** Previewing a page with an inline frame now also generates the referred (internal) page, so you don't have to preview the entire website.

- **New feature:** Added 'Error reports' to Tools menu. This tool can help you find common problems on a page (like duplicated IDs, invalid filenames).

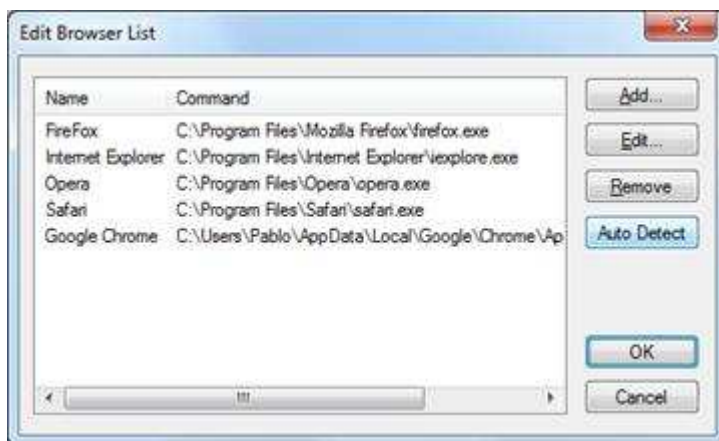


- **Improved:** Redesigned publish window. Only the selected profile will now be displayed.

You can quickly visit the website by clicking the URL or explore the server (or local drive) content by clicking the host link.



- **New Feature:** Added 'Auto detect' to browser preview list editor. Attempts to find all installed browsers and automatically adds them to the list.



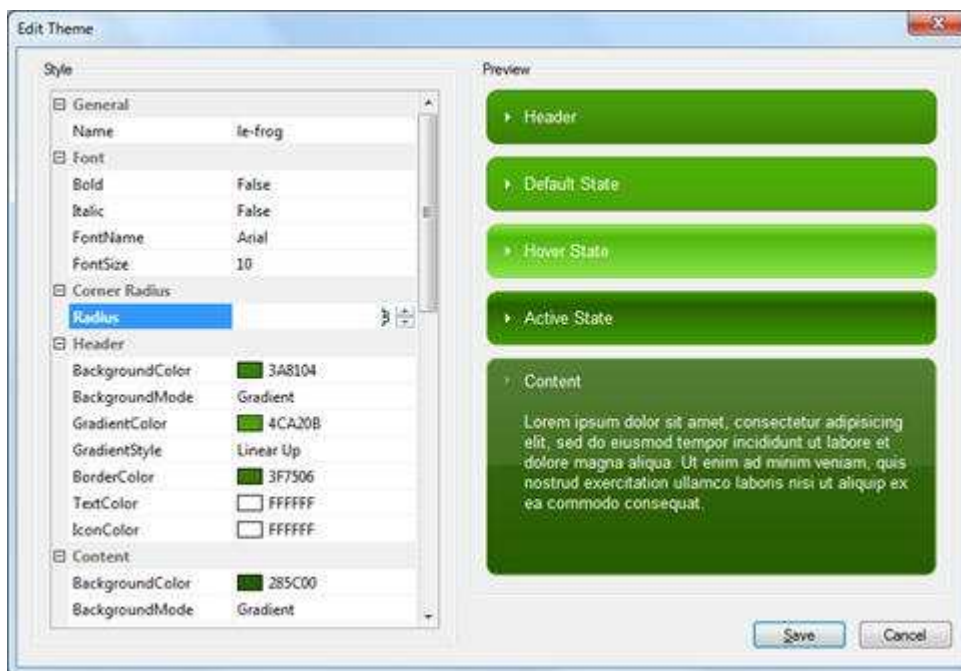
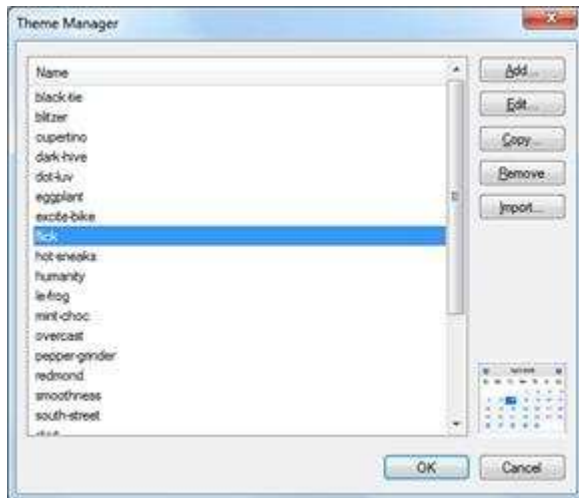
- **Improved:** Made some improvements to HTML import (background image import and text styles).

- **Improved:** When possible, the original page name will be used for HTML import.

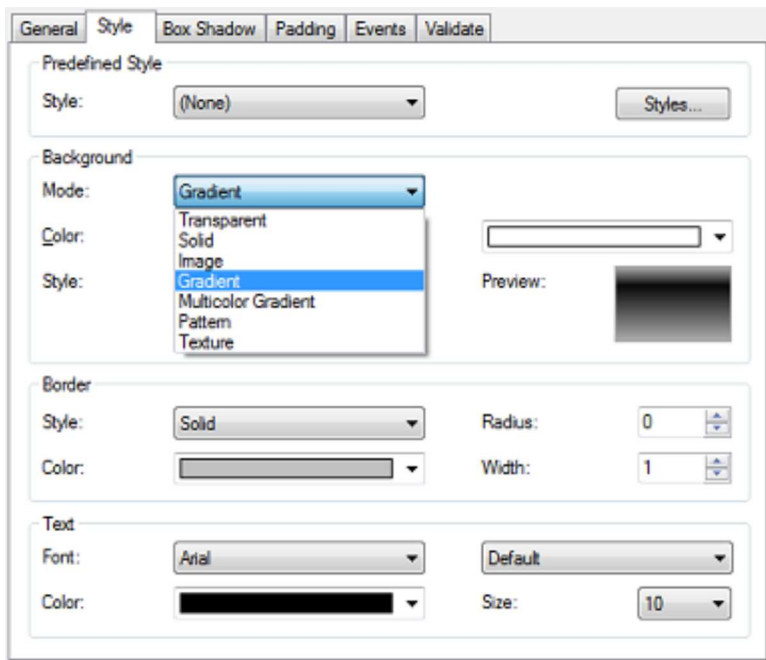
- **New feature:** Added the ability to import multiple HTML pages.

- **New Feature:** Added Theme Manager to create themes for jQuery objects (previously using theme roller themes) directly from within the application. And although the Theme Manager was designed to create themes for jQuery UI widgets, other objects do also support the themes!

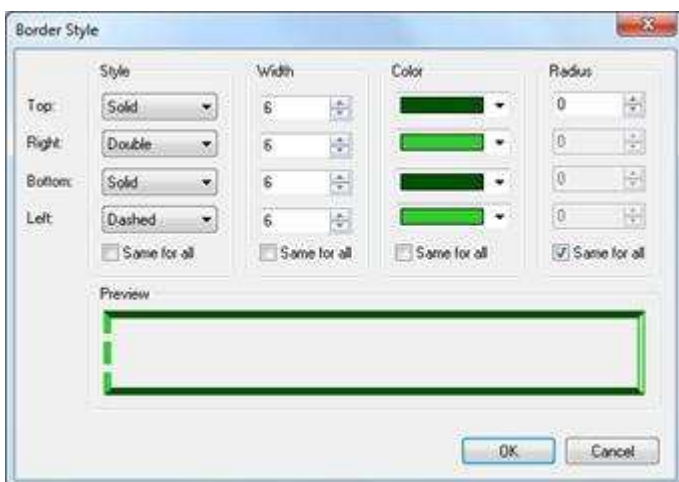
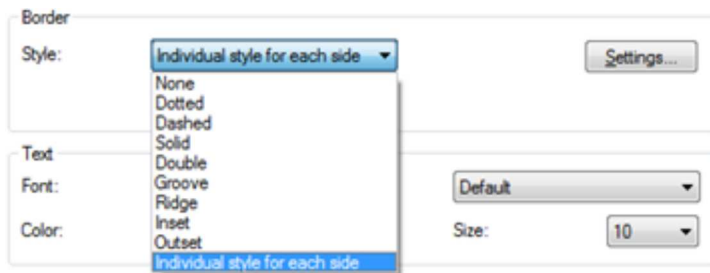
For example you can select 'Use page theme' in the menu bar, navigation bar, tab menu and many other objects.



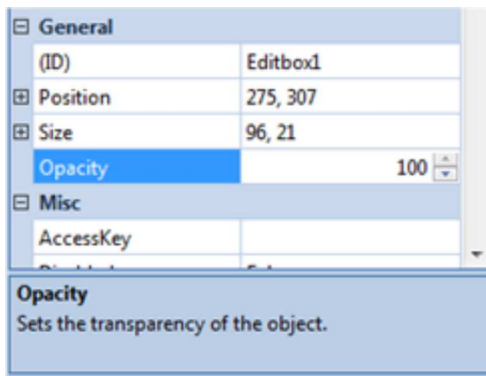
- **New feature:** Added generic background effects (transparent, solid, gradients, patterns, textures) to Buttons, Bullets, Combobox, Editbox, TextArea, Form, Layer, Marquee, Table and Text. Now you can easily add gradients or other fill effects to those elements!



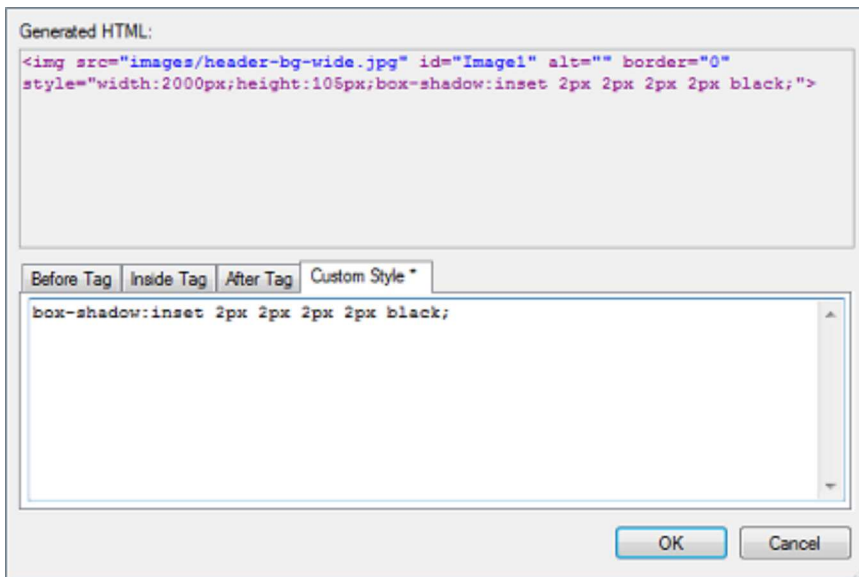
- **New feature:** Added the ability to set individual colors, width and styles for borders (applies to most standard HTML elements).



- **New Feature:** 'opacity' property to most objects (CSS3).



- **New Feature:** Added 'Custom style' option to Object HTML to add (inline) styles to an object.

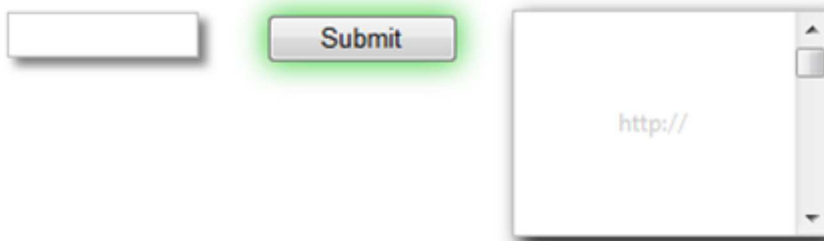


- **New Feature:** Added support for @font-face! WWB automatically detects web unsafe fonts and publishes them along with your page using CSS3's @fontface technique. No additional coding required! Works in all modern browsers!

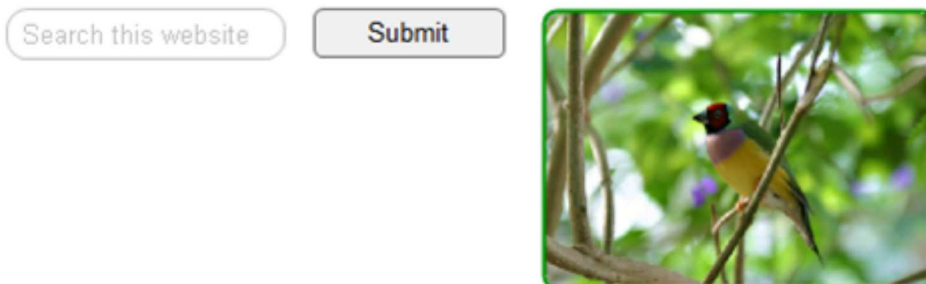


```
@font-face
{
  font-family: 'Almonte Snow';
  src: url('fonts/almosnow.eot');
  src: url('fonts/almosnow.eot?iefix') format('embedded-opentype'),
       url('fonts/almosnow.ttf') format('truetype');
}
```


- **New Feature:** Added 'box-shadow' property to editbox, textarea, form, layer, horizontal line, site search, auto complete, inline frame, marquee, push button, advanced button, combobox and slideshow (CSS3).



- **New Feature:** Added 'border-radius' property to image, editbox, textarea, form, layer, site search, auto complete, marquee, text, push button, advanced button, combobox and slideshow (CSS3).



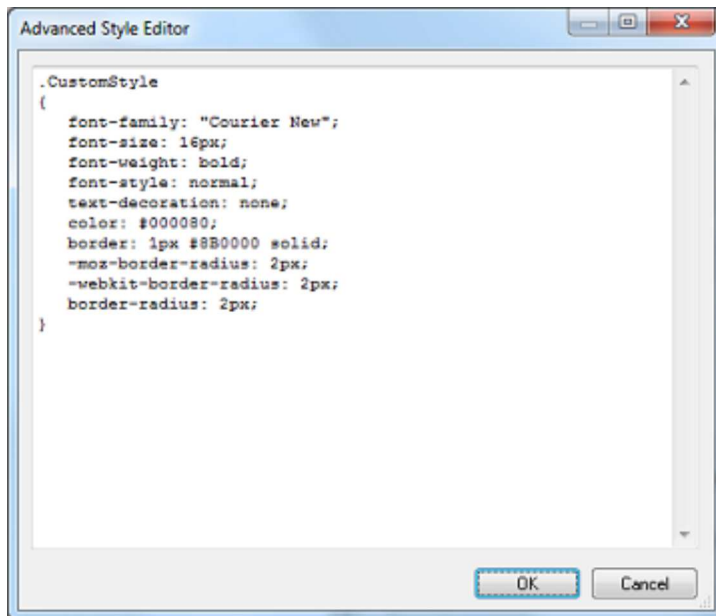
- **New feature:** Added 'Use CSS3 gradients instead of images when possible' option. Enable this option to generate CSS styles for background gradients instead of images. This reduces the number of images generated for the page. Keep in mind however that not all browsers (especially Internet Explorer!) do support CSS3 gradient yet.



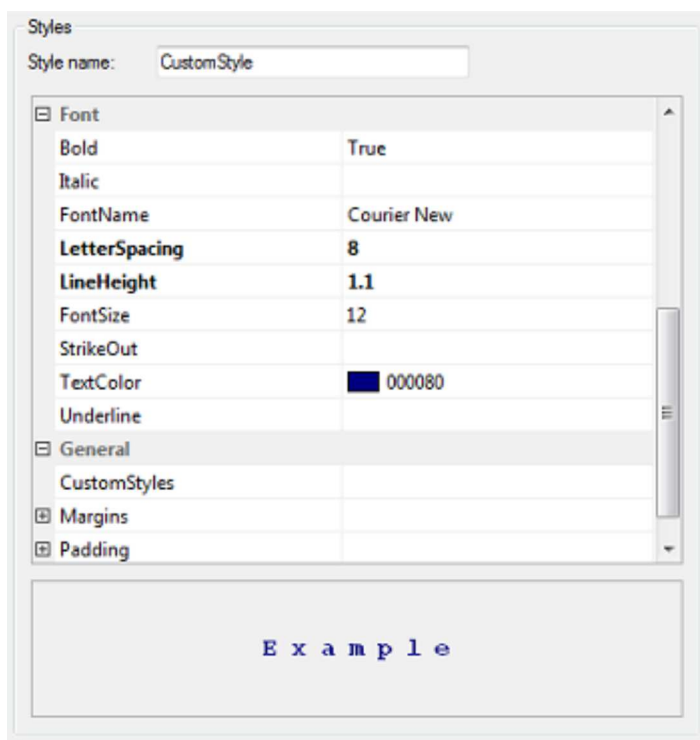
Style Manager

- **Improved:** Padding style now also applies to editbox, textarea, autocomplete and site search.

- **New feature:** Added 'Advanced' option to Style Manager, so you can directly edit the CSS instead of using the Property Grid.

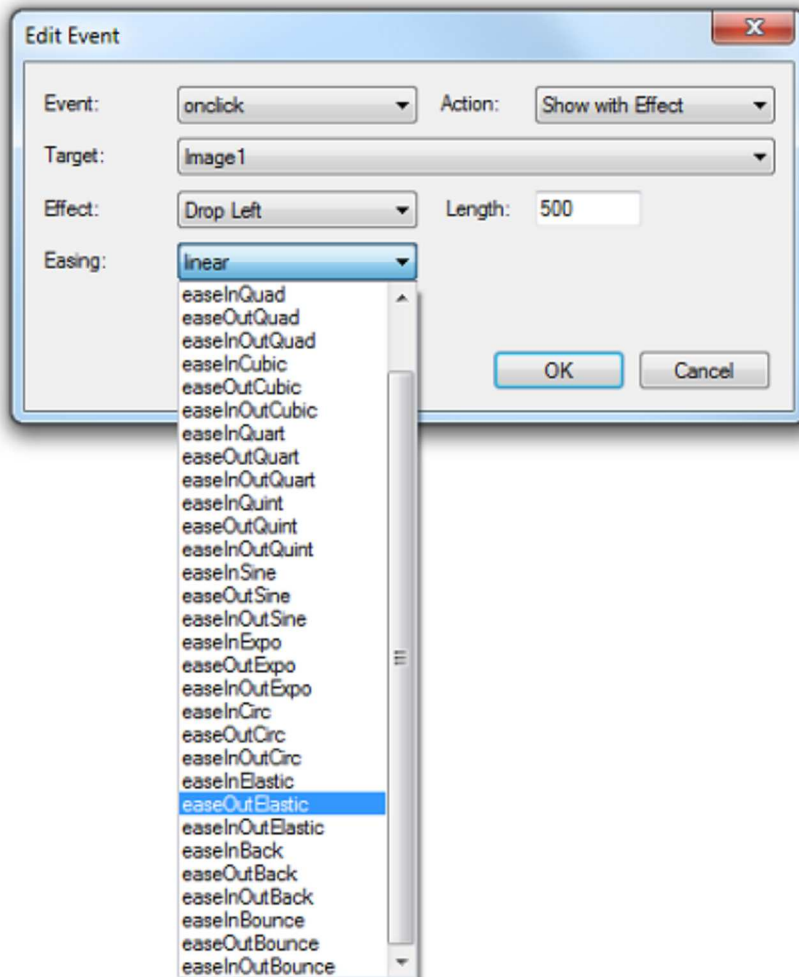


- **New feature:** Added 'line-height' and 'letter spacing' attributes (for text styles).

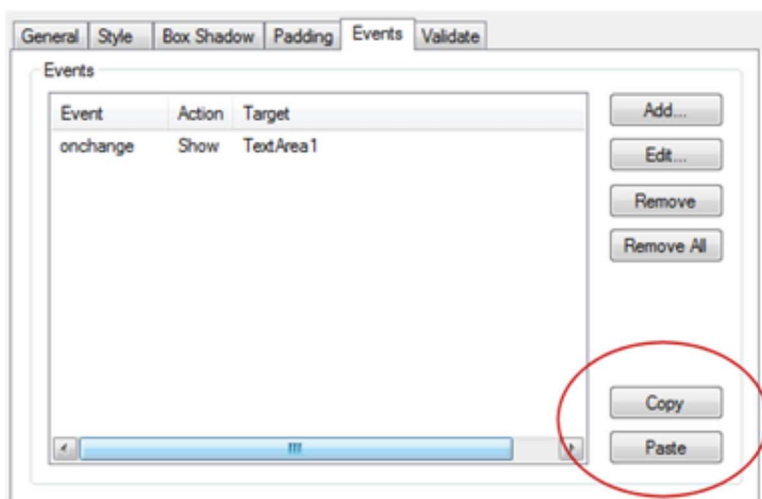


Events

- **Improved:** jQueryDialog can now be opened or closed through 'Show/Hide' actions.
- **Improved:** If 'Master page is a layer' is enabled then the master page can now be an event target.
- **New feature:** Added 'Easing' options to ShowWithEffect/HideWithEffect event actions, more than 30 easing functions to control the animation process. This option can be used for example to create 'bounce' or 'elastic' effects.



- **New feature:** Added the ability to Copy/Paste events between objects.

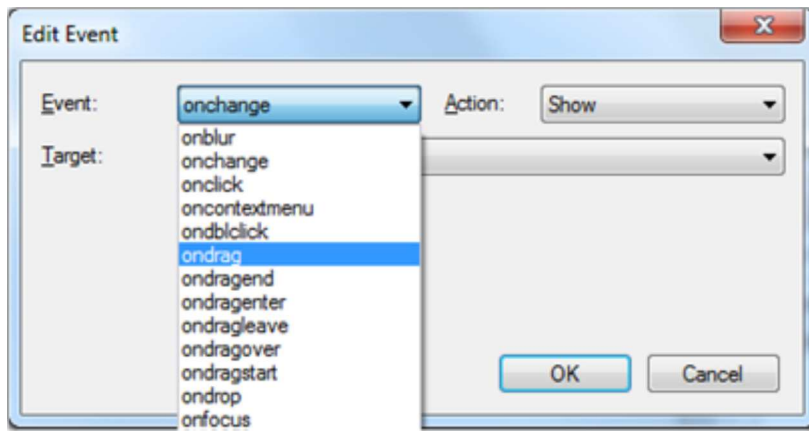


- **New feature:** Added support for HTML5 events (HTML5 must be selected as the doctype!)

generic events: ondrag, ondragend, ondragenter, ondragleave, ondragover, ondragstart, ondrop, onmousewheel, onscroll.

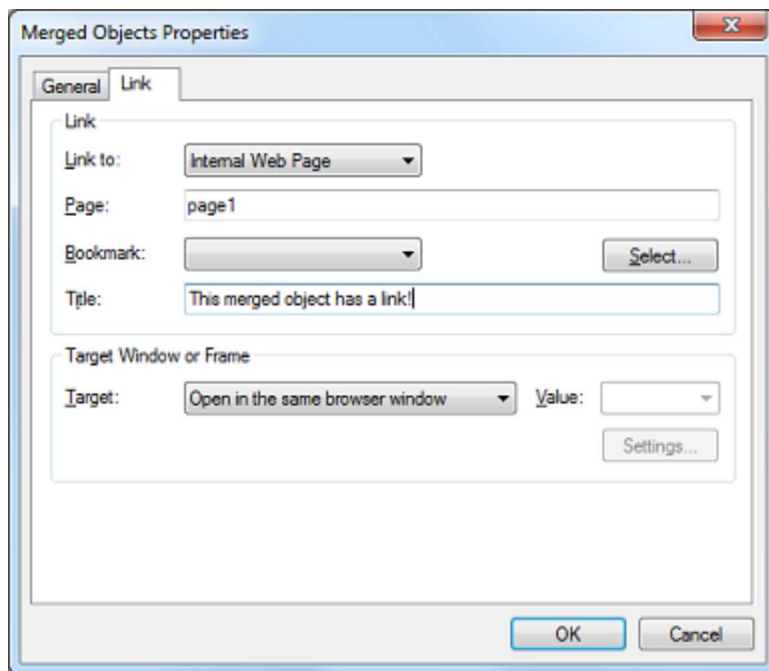
form events: oncontextmenu, onformchange, onforminput, oninput, oninvalid.

page events: onafterprint, onbeforeprint, onbeforeunload, onerror, onhaschange, onmessage, onoffline, ononline, onpagehide, onpageshow, onpopstate, onredo, onresize, onstorage, onundo.



Merged Objects

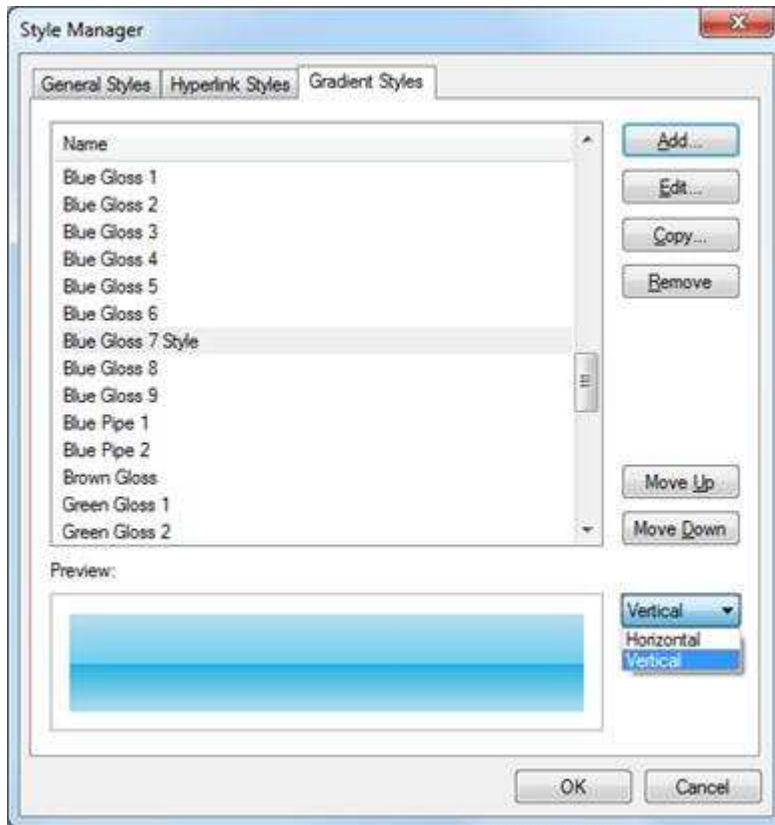
- **New feature:** Added support for links.



Gradient Editor

- **New feature:** Added "horizontal/vertical" preview option in Gradient editor. Some gradients look way better vertically...

- **New feature:** Added more than 25 new presets. Mainly designed to be used for glossy and glass-like buttons (for example in the new CSS menu).

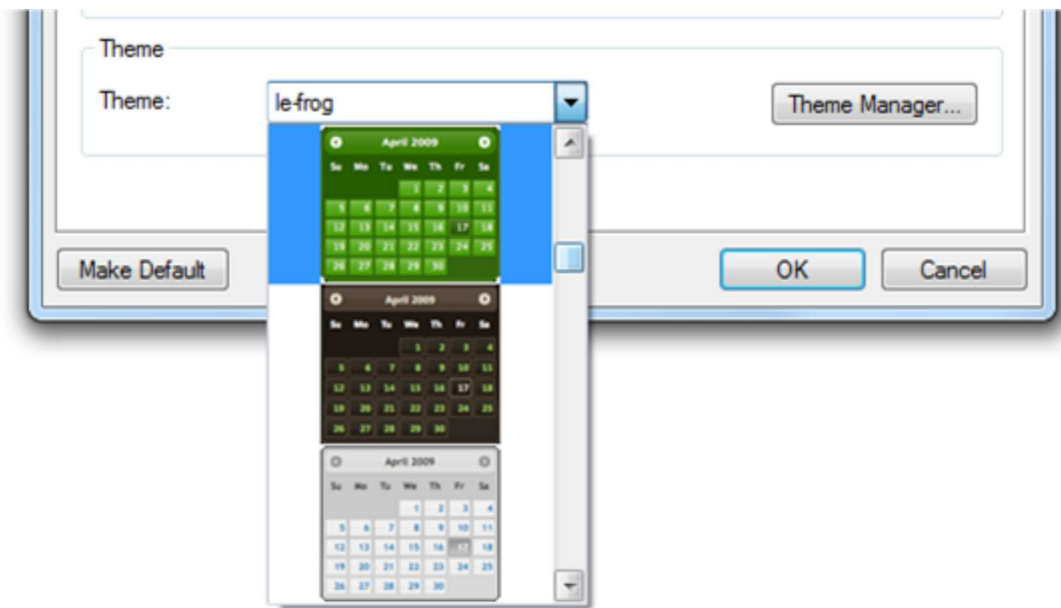


Extension Manager

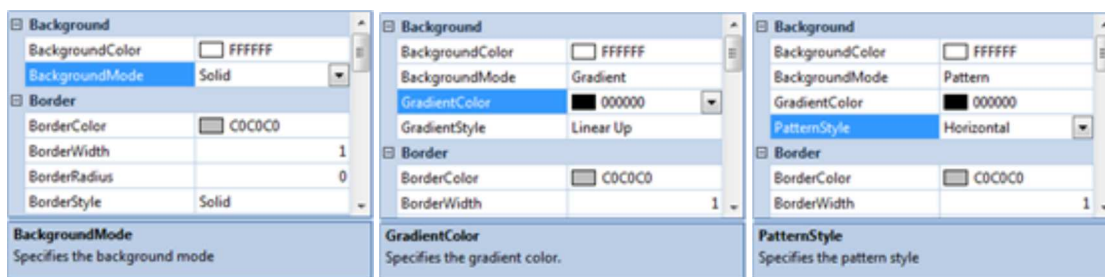
- **Improved:** Official extensions now use a different icon so you can make a better distinction between official and user made the extensions.
- **New feature:** Added an option to 'Display official extensions only'. This will only display extensions created by Pablo Software Solutions.
- **New feature:** Added link to the forum for many additional (user-made) extensions.

Page features

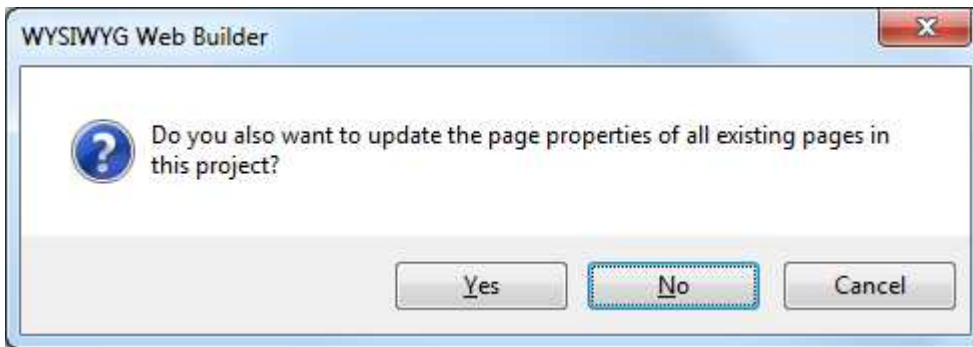
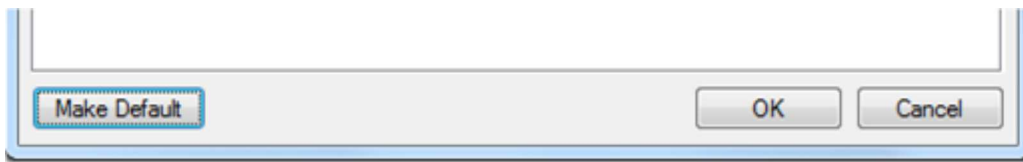
- **Improved:** You can now set the 'theme' for all components within the page, since you can use one theme per page anyway. So you don't have to set the theme for each object individually anymore.



- **Improved:** Property inspector only shows relevant properties depending on the selected background mode.

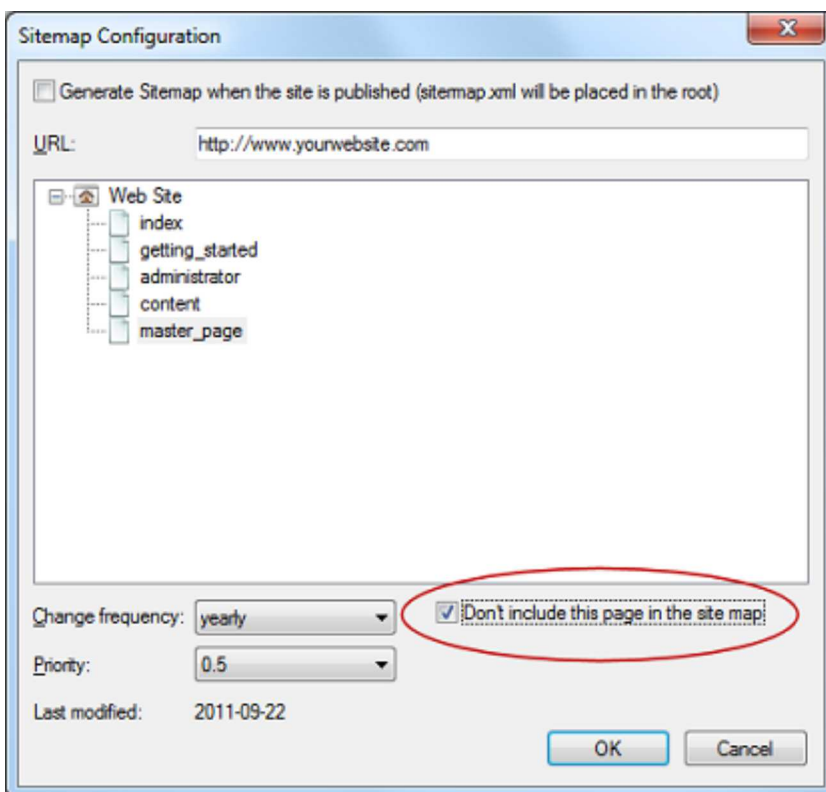


- **Improved:** Simplified 'Make default' behavior. It now asks if you also want to apply the settings to all pages. Removed 'Apply to All' button...

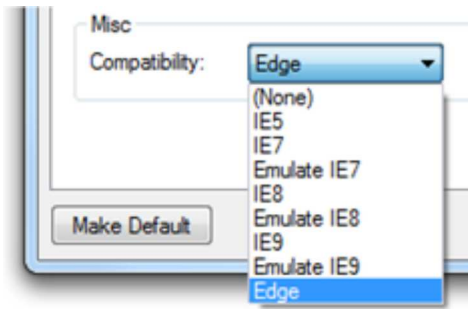


- **Improved:** Text 'Edit mode' will automatically be closed if you publish or preview the page.

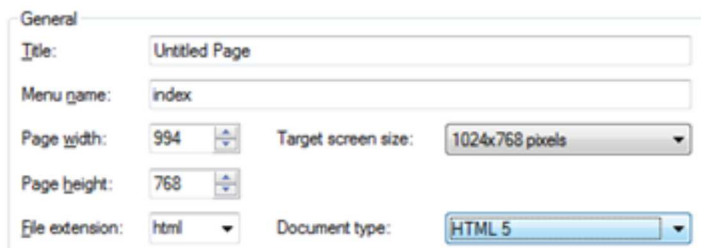
- **Improved:** Added 'Don't include this page in the site map' option in Site Map configuration window.



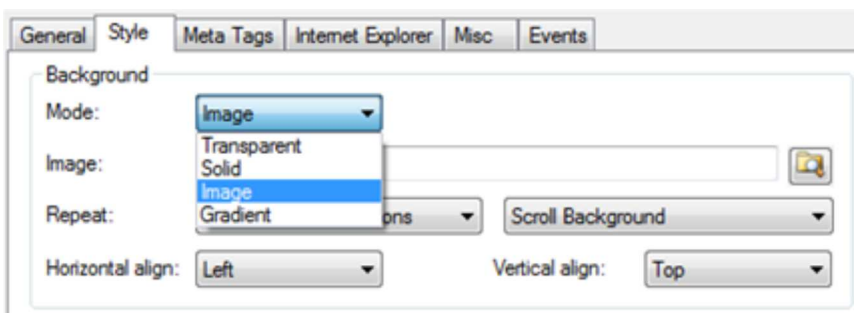
- **New feature:** Added 'edge' mode to IE compatibility settings.



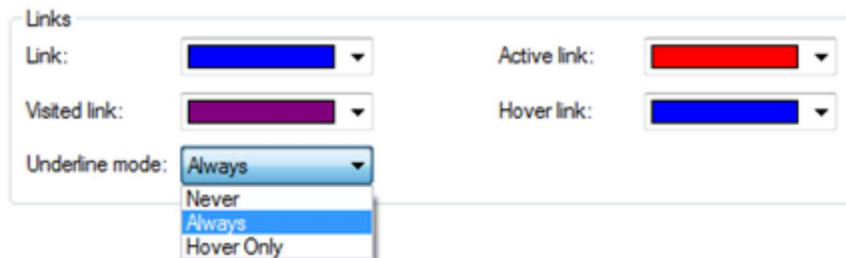
- **New feature:** Added 'HTML 5' document type. Convert your pages to HTML 5 with the click of the mouse! Note that this is much more than just a setting. It also affects the generated HTML code to ensure full HTML5 compliance. Keep in mind however that specification of HTML5 is not official yet. Of course we will try to keep up with the latest specs in future updates.



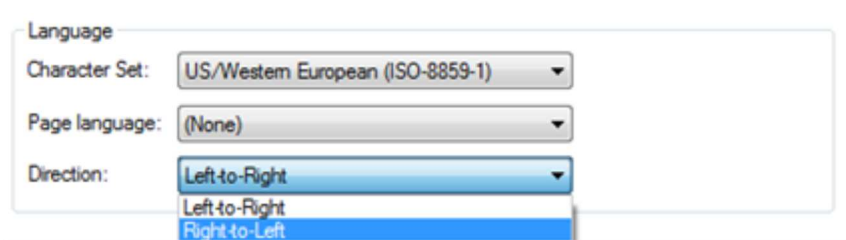
- **New feature:** Added 'Background mode' property to switch between solid, image, gradient, transparent mode.



- **New Feature:** Added 'Underline Mode' to set the underline behavior of links for the whole page (never, always, hover only).



- **New Feature:** Added 'Direction' property to set 'left-to-right' or 'right-to-left'.

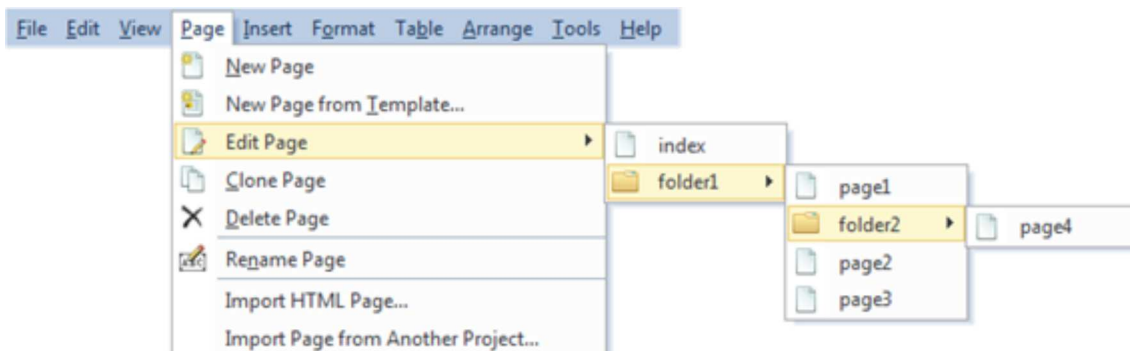


- **New Feature:** Added (basic) syntax highlight to Page HTML.

Generated HTML:

```
<!doctype html>
<html>
<head>
<meta charset="ISO-8859-1">
<title>Untitled Page</title>
<meta name="generator" content="WYSIWYG Web Builder 8 - http://www.wysiwygwebbuilder.com">
<style type="text/css">
body
{
    background-color: #FFFFFF;
    color: #000000;
}
</style>
```

- **New Feature:** It's now also possible to open/edit pages through the Page menu:
Menu->Page->Edit Page. This may help beginners to find their pages in case they 'overlook' the Site Manager. Of course other users also may find it useful...

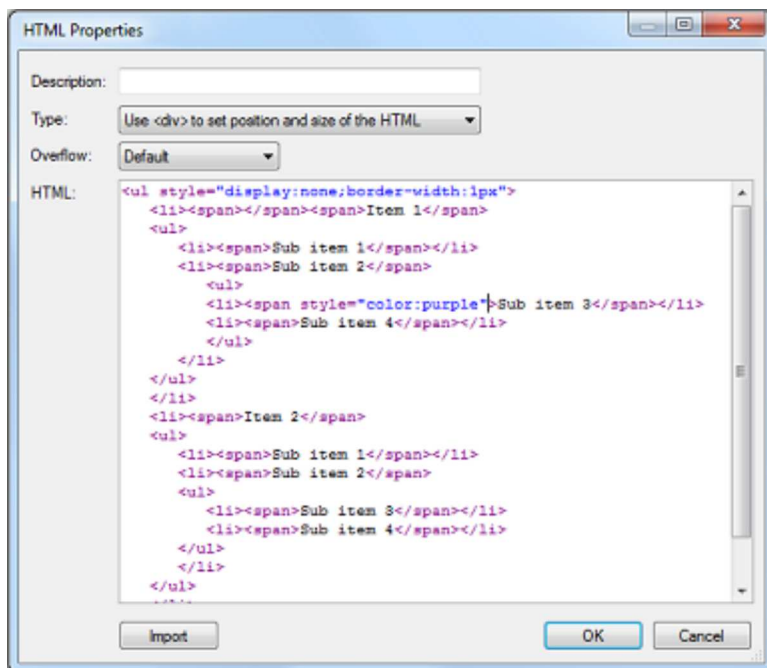


Templates

- **Improved:** Preview images are now cached, so the template selection window will load much faster.
- **New feature:** Added new templates.

HTML Object

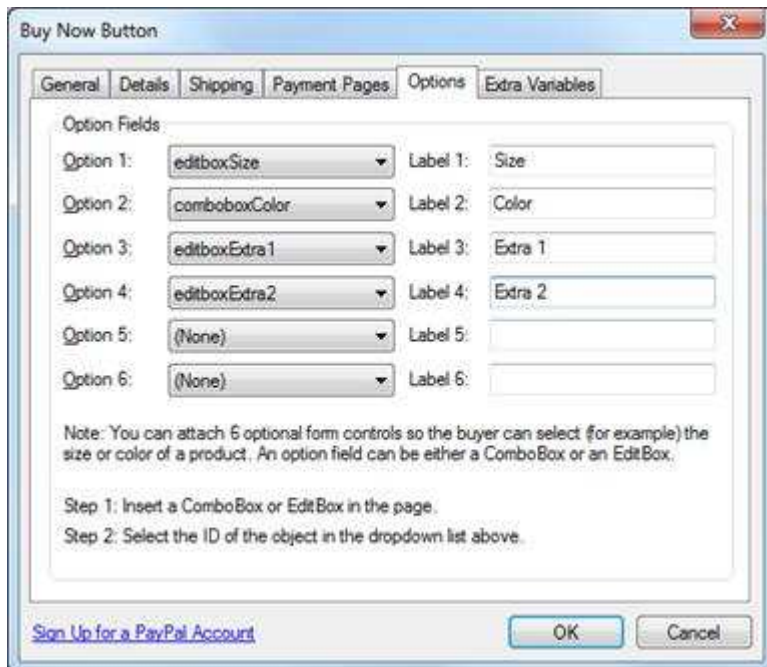
- **New Feature:** Added (basic) syntax highlight to HTML input field. This makes it easier to find errors in your code.



PayPal

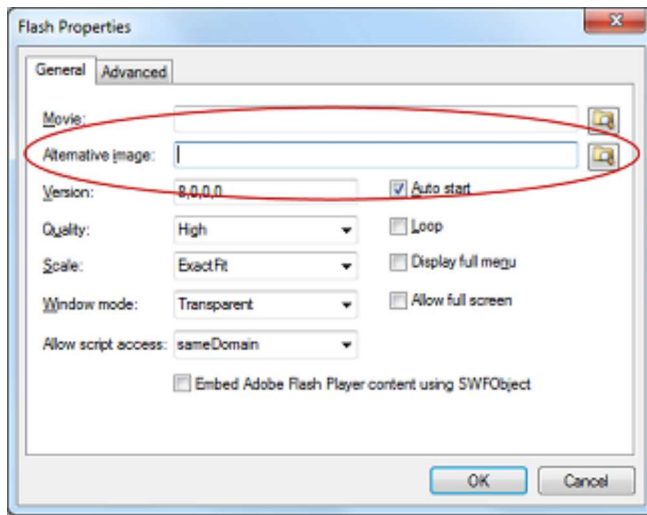
- **Improved:** You can now add 6 additional options to a PayPal button (instead of just 2).

- **New feature:** Added the ability to set the label for each option field (previously the ID was used).



Flash

- **New feature:** Added 'Alternative image' property. Allows you to specify an alternative image for platforms that do not support Flash.

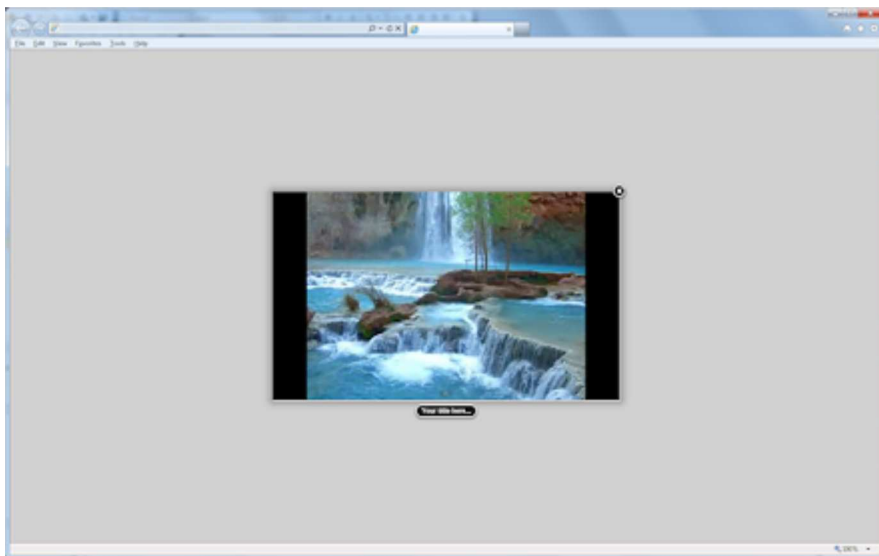
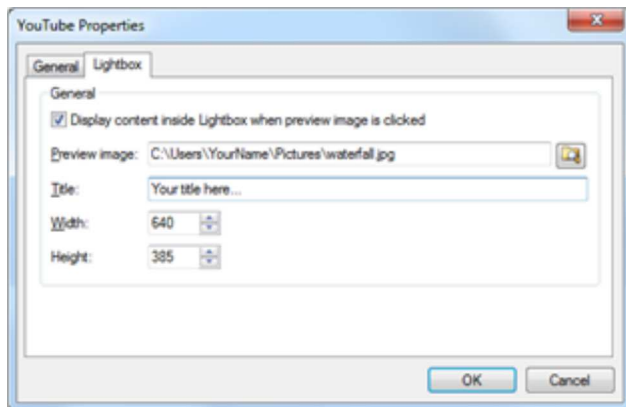


Flash Video Player

- **Improved:** Platforms that do not support Flash will display preview image.

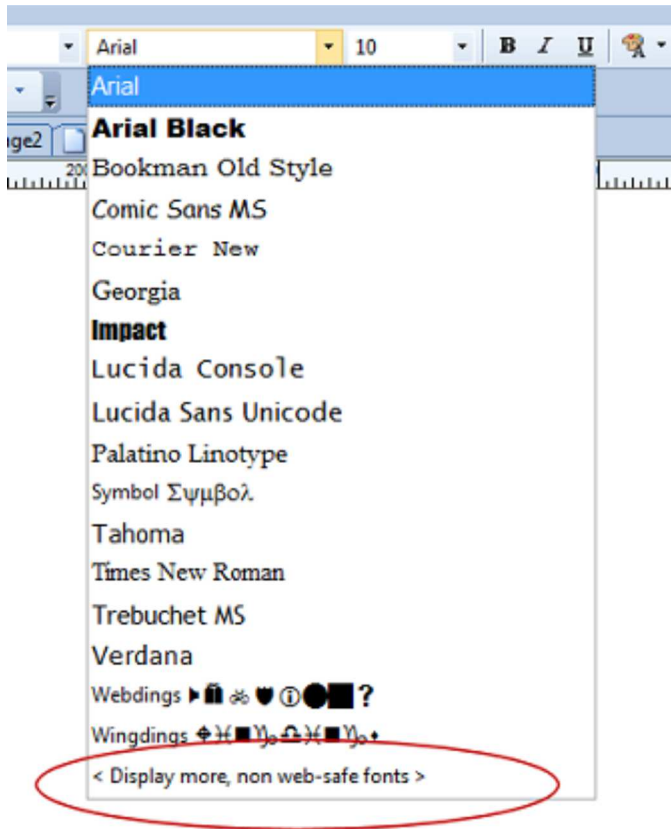
YouTube

- **New feature:** Added 'Enable full screen button' property.
- **New feature:** Added 'Hide player controls after video starts playing' property.
- **New feature:** Added 'Support both Flash and HTML5 video' property. This makes sure your YouTube video also plays on the iPhone and iPad!
- **New feature:** Added support for the dark theme and progressbar color.
- **New feature:** Added 'Lightbox' option. This makes it possible to display a YouTube video in a lightbox window by clicking on a preview image!



Text

- **Improved:** Better HTML output compliant with HTML4/HTML5.
- **Improved:** Redesigned text object: faster, smaller data storage (resulting in smaller/faster project files), less memory usage. It also gave us the ability us to add some new features...
- **Improved:** Character placement of rotated text is more accurate due to a new rendering method.
- **New feature:** Added option 'Display more, non web-safe fonts' in font selector. Basically this just disables 'display web safe fonts only';)



- **New feature:** Added several new background options: gradient, pattern, texture, multi gradient, background image alignment.
- **New feature:** Added border properties.
- **New feature:** Added overflow property. Sets a value indicating how to manage the content of the object when the content exceeds the height or width of the object.

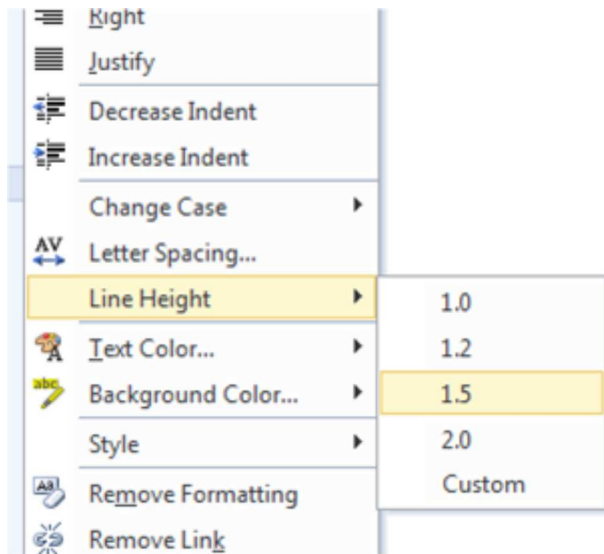
- **New feature:** Added padding property. Sets the amount of space between the object and its border.

Background	
BackgroundColor	<input type="text" value="FFFFFF"/>
BackgroundMode	Gradient
GradientColor	<input type="text" value="98FB98"/>
GradientStyle	Glossy
Border	
BorderColor	<input type="text" value="000000"/>
BorderWidth	1
BorderRadius	0
BorderStyle	Solid
General	
(ID)	Text1
Position	336, 175
Size	256, 22
Opacity	100
Misc	
Angle	0
Overflow	Scroll
Padding	2, 2, 2, 2

- **New feature:** Added line-height property. Sets the distance between lines in the text.


- **New feature:** Added indent options. Increase or decrease the left margin (indent) of the current text line.

- **New feature:** Added letter spacing; sets the amount of additional space between letters in the text.



Shape, ClipArt, Curved Text, Text Art (and many other objects!)

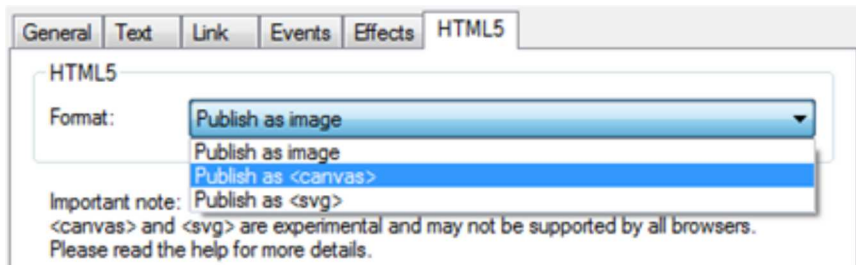
- **New feature:** Added 8 new gradient styles: Glass, Glossy, Vista, Linear from Center, Diagonal from corners (of course you can use any color you like). These new styles are especially useful to use as the background for buttons.



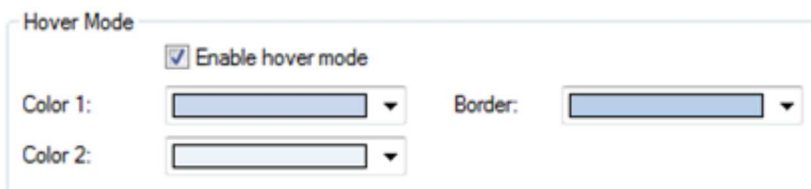
Shape, ClipArt, Curved Text, Text Art, Polygon, Curve, Line

- **New feature:** Added new option 'Publish as <canvas>' uses HTML5's canvas tag instead of an image. Basically this generates an advanced set of JavaScript calls to draw the shape in the browser (using Web Builder's new 'wb.canvas.js' jQuery plugin!). This is an amazing new option which can turn your shapes into native HTML5 canvas objects! This has never been done before in any other web editor!

- **New feature:** Added new option 'Publish as <svg>'. Shapes will be exported as vector based svg image! When you select this option Web Builder will output SVG instructions for the (HTML5 enabled) browser to draw the shape as a vector based image.



- **New feature:** Added 'Hover mode'. Add the possibility to display a different background and border color on mouse over!



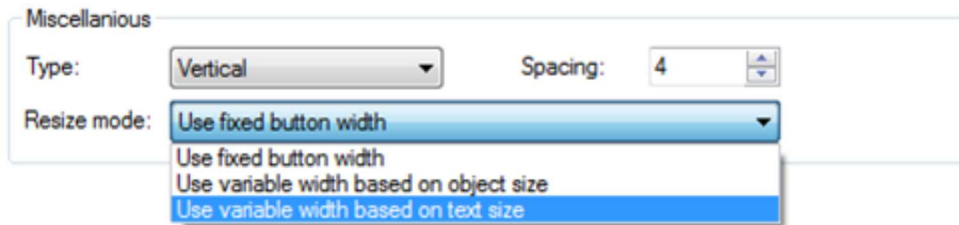
Text Menu

- **New feature:** Added 'Spacing' option to specify the spacing between menu items.



Navigation bar

- **Improved:** If animation is set to 'None', the object will now use CSS instead of JavaScript.
- **New feature:** Added the ability to have a different width for each button based on the text on the button.
- **New feature:** Added padding properties. Useful in combination with the new 'Use variable width based in text size' option.



- **New feature:** Added support for themes. Renders the object using the style of the current page theme. See **Theme Manager** for more details.



Menubar

- **New feature:** Added background image repeat and align options.

UsePageTheme	False
☐ Style Item	
BackgroundColor	 BBCEE6
BackgroundImage	
HorizontalAlignment	Left
Repeat	Do not repeat ▼
VerticalAlignment	Top

- **New feature:** Added 'Use page theme' option. Renders the object using the style of the current page theme. See **Theme Manager** for more details.



Slidemenu

- **New feature:** Added 'Use page theme' option.

FOLDER 1	FOLDER 1	FOLDER 1	FOLDER 1
Item 1	Item 1	Item 1	Item 1
Item 2	Item 2	Item 2	Item 2
FOLDER 2	FOLDER 2	FOLDER 2	FOLDER 2
Item 3	Item 3	Item 3	Item 3
Item 4	Item 4	Item 4	Item 4

Horizontal line

- **Improved:** Line height is no longer limited to 100 pixels.

- **New feature:** Added 'Use page theme' option. Renders the object using the style of the current page theme.

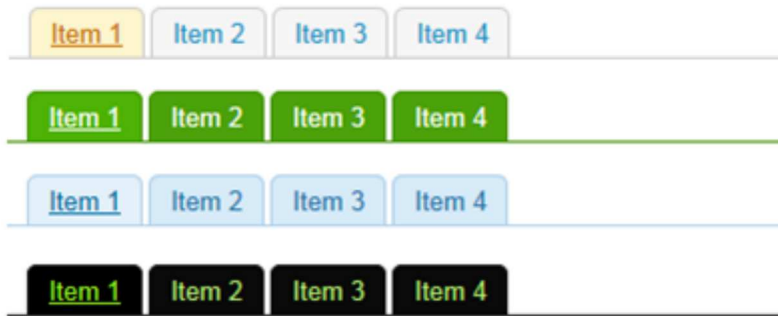


- **New feature:** Added 'Box-shadow' (uses CSS3 shadow).



Tab Menu

- **New feature:** Added 'Use page theme' option. Renders the object using the style of the current page theme.



- **New feature:** Added 'border width' option.

- **New feature:** Added 'border radius' option to create rounded corners for the tabs.

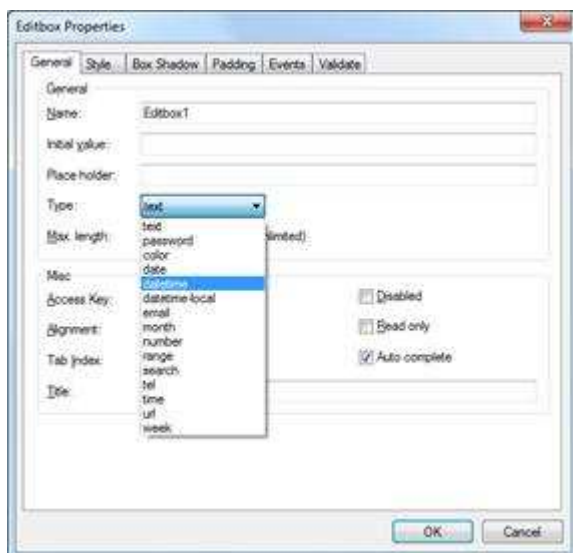
- **New feature:** Added 'spacing' option.

- **New feature:** Added 'padding' option.

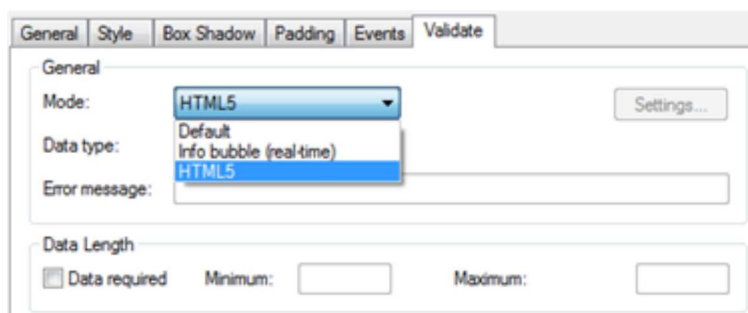


EditBox

- **Improved:** The height of the editbox no longer depends on the font size. It's now fully resizable.
- **New feature:** Added 'Alignment' property.
- **New feature:** Added 'Padding' property.
- **New feature:** Added 'Box-shadow' (uses CSS3 shadow).
- **New feature:** Added 'Border-radius'.
- **New feature:** Added new background options: gradient, pattern, texture, multi gradient, background image alignment.
- **New feature:** Added the ability to set individual border colors, width and styles for borders.
- **New feature:** Added 'Place holder' property (HTML5). The place holder text is displayed in the input field when it is empty, and disappears when the field gets focus.
- **New feature:** Added 'Auto complete' property (HTML5). The autocomplete attribute specifies whether or not the the input field should have autocomplete enabled.
- **New feature:** Added support for new input types: color, date, datetime, datetime-local, email, month, number, range, search, tel, time, url, week (HTML5).



- **New feature:** Added support for HTML5 validation (required attribute + most other data type, using native validation where possible: email, url, number for other type 'pattern' will be used).



Textarea

- **New feature:** Added 'Alignment' property.
- **New feature:** Added 'Padding' property.
- **New feature:** Added new background options: gradient, pattern, texture, multi gradient, background image alignment.
- **New feature:** Added 'Box-shadow' (uses CSS3 shadow).
- **New feature:** Added 'Border-radius'.
- **New feature:** Added the ability to set individual border colors, width and styles for borders.
- **New feature:** Added support for HTML5 validation (required attribute).

Checkbox

- **New feature:** Added support for HTML5 validation (required attribute).

Radio button

- **New feature:** Added support for HTML5 validation (required attribute).

Combobox

- **Improved:** The height of the combobox no longer depends on the font size. It's now fully resizable.
- **Improved:** Combobox now uses real CSS border (supported by all modern browsers).

File Upload

- **New feature:** Added support for HTML5 validation (required attribute).

jQuery Date picker

- **Improved:** Inline mode now uses native rendering instead of IE in preview mode. It's now much faster and more stable.
- **New feature:** Added 'Box-shadow' (uses CSS3 shadow).
- **New feature:** Added 'Border-radius'.

jQuery Auto Complete

- **New feature:** Added 'Alignment' property.
- **New feature:** Added 'Padding' property.
- **New feature:** Added 'Box-shadow' (uses CSS3 shadow).
- **New feature:** Added 'Border-radius'.
- **New feature:** Added the ability to set individual border colors, width and styles for borders.

Forms

- **Improved:** Added 'Advanced' button to Form properties. This includes all advanced settings for the form processor like MySQL, CSV, File Upload etc.

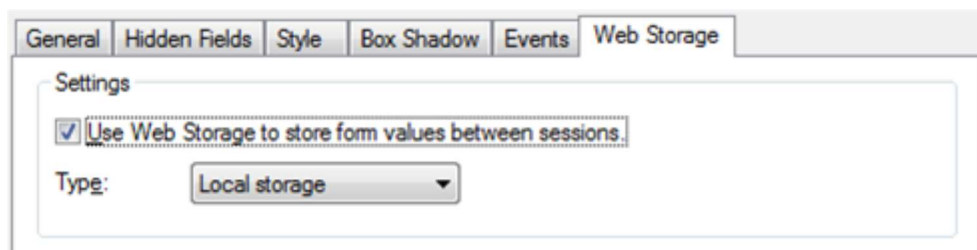


The 'Advanced Form Processor Properties' dialog box is shown. It has several sections:

- CSV:**
 - ☒ Write form data to a csv file.
 - Filename:
 - Separator:
- MySQL:**
 - ☒ Write form data in a MySQL database.
 - Server:
 - Database:
 - Table:
 - Username:
 - Password:
- File Upload:**
 - ☒ Upload files to a folder on the server.
 - Folder:
- Auto Responder:**
 - ☒ Enable auto responder
 - From:
 - Subject:
 - Message:

At the bottom are 'OK' and 'Cancel' buttons.

- **New feature:** Added 'Box-shadow' (uses CSS3 shadow).
- **New feature:** Added 'Border-radius'.
- **New feature:** Added new background options: gradient, pattern, texture, multi gradient.
- **New feature:** Added the ability to set individual border colors, width and styles for borders.
- **New feature:** Added 'Auto responder' option. Sends a message to the user after the forms has been submitted.
- **New feature:** Added 'Target' property.
- **New feature:** Added 'Maximum file size' option to form processor's file upload.
- **New feature:** Added support for Web Storage (HTML5) so you can store field values between sessions or/and pages. Enable this option and web builder will automatically store and retrieve all values for you!

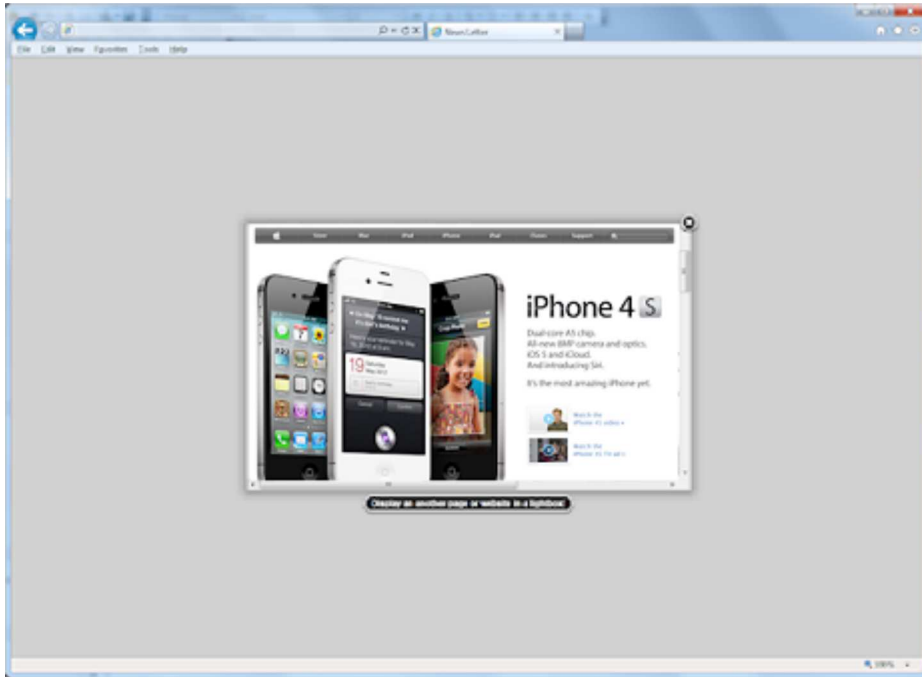


The 'Web Storage' tab is selected in the settings panel. It shows the following options:

- ☒ Use Web Storage to store form values between sessions.
- Type:

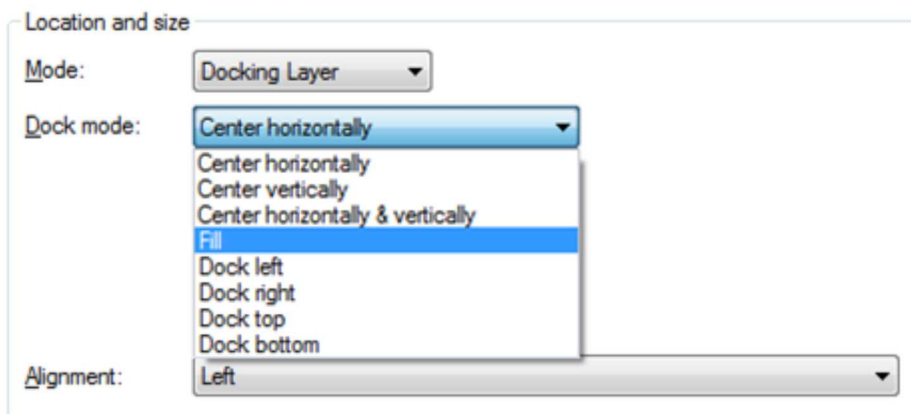
Inline frame

- **New feature:** Added 'Lightbox' option. This makes it possible to display another page or website in a lightbox by clicking on a preview image.



Layer

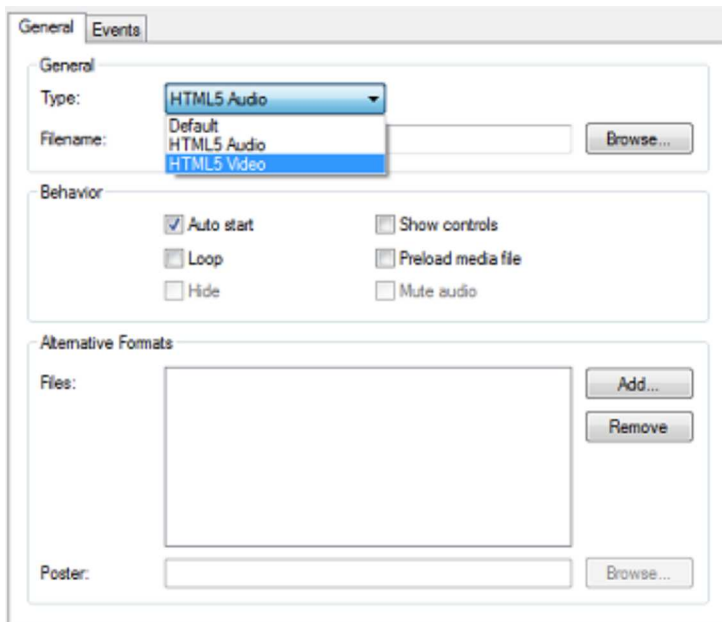
- **New feature:** Added 'Docking mode', this allows you to dock a layer to the edges of the browser window! Use standard CSS techniques instead of JavaScript.



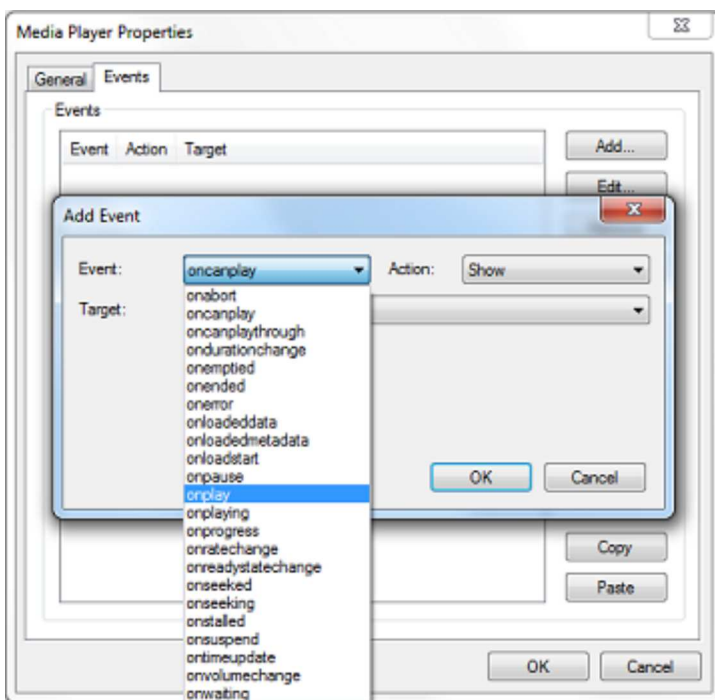
- **New feature:** Added 'Box-shadow' (uses CSS3 shadow).
- **New feature:** Added 'Border-radius'.
- **New feature:** Added new background options: gradient, pattern, texture, multi gradient.
- **New feature:** Added the ability to set individual border colors, width and styles for borders.

Media Player (previously known as Windows Media Player)

- **New feature:** Added HTML5 <audio> and <video> options, including support for alternative formats, show controls, preload and mute.



- **New feature:** Added support for media (HTML5) events: onabort, oncanplay, oncanplaythrough, ondurationchange, onemptied, onended, onerror, onloadeddata, onloadedmetadata, onloadstart, onpause, onplay, onplaying, onprogress, onratechange, onreadystatechange, onseeked, onseeking, onstalled, onsuspend, ontimeupdate, onvolumechange, onwaiting.



News Feed Ticker (previously known as News Viewer)

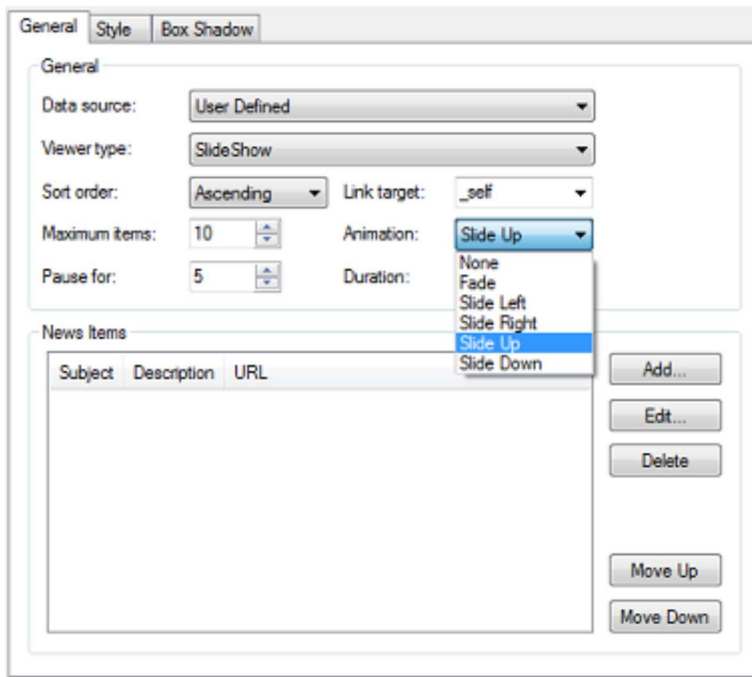
- **Improved:** It's now possible to use multiple news feed ticker objects on the same page.

- **Improved:** Twitter mode now only shows the headline (and not the description), because it's always the same anyway...

- **New feature:** Added date formatting option: yy/mm/dd, d mm yy hh:nn:ss etc. Also supports the so-called 'twitter' format: 11 days ago, 5 minutes ago etc.

- **New feature:** Added Move up/Move down options to user defined section to rearrange headlines.

- **New feature:** Added sort ascending/descending option to change order of the items.
- **New feature:** Added slide up, slide down, slide left, slide right and fade animations to 'Slideshow' mode.



- **New feature:** Added new 'Ticker' viewer type. Uses cool ticker-like animations to fade and slide items into view.

Portuguese language module released. It can be downloaded here: <http://t.co/gD5p1t5>
06/30/2011

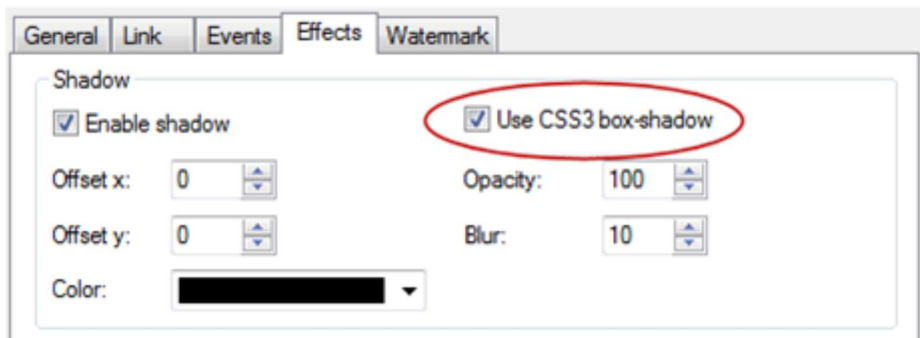
WYSIWYG Web Builder 7.6.4 update. More details here: <http://t.co/26SjagW>
09/09/2011

Updated beta versions of our web building solution for the Mac and Linux are now available!
<http://t.co/bGtyEu9>
09/11/2011

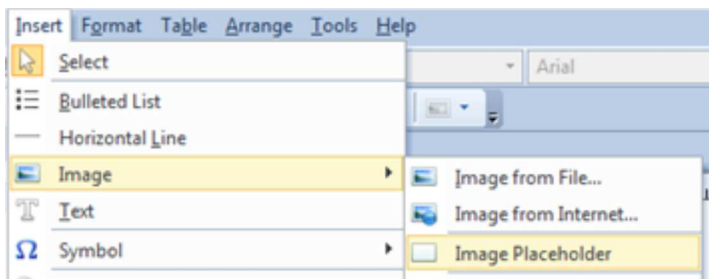
WYSIWYG Web Builder 7.6.1 update. More details here:
<http://www.wysiwygwebbuilder.com/forum/viewtopic.php?f=1&t=38380>

Image

- **New feature:** Added 'Border radius' option.
- **New feature:** Added 'Use CSS3 box-shadow', to use native CSS shadow instead of 'simulated' mode.

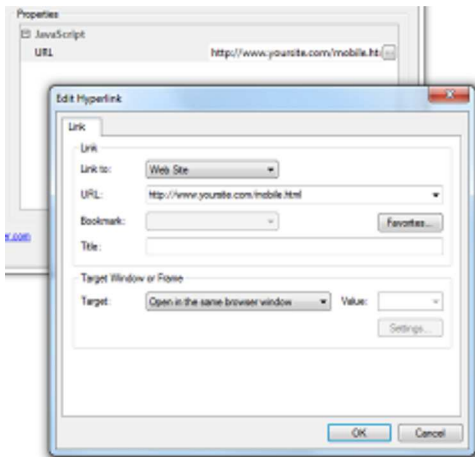


- **New feature:** Added 'Insert Image Place holder' menu item, so you can insert an image place holder without having to select an image.

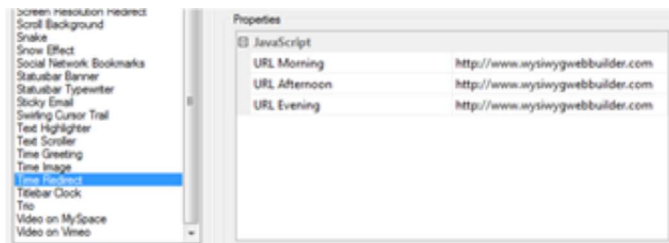


JavaScripts

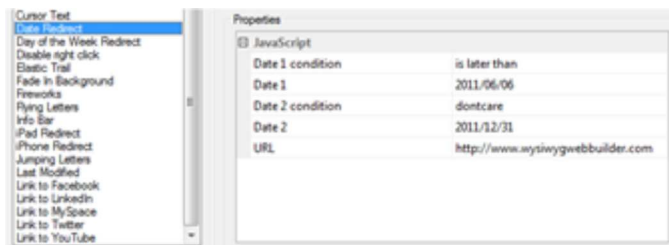
- **New feature:** Added 'Link' picker to several scripts, so you don't have to enter internal (or external) links manually.



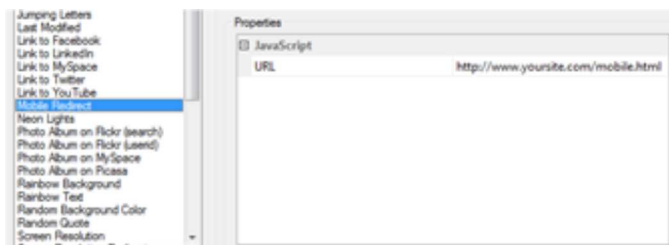
- **New feature:** Added 'Time redirect', redirect the user based on the time.



- **New feature:** Added 'Date redirect', redirect the user based on the date.

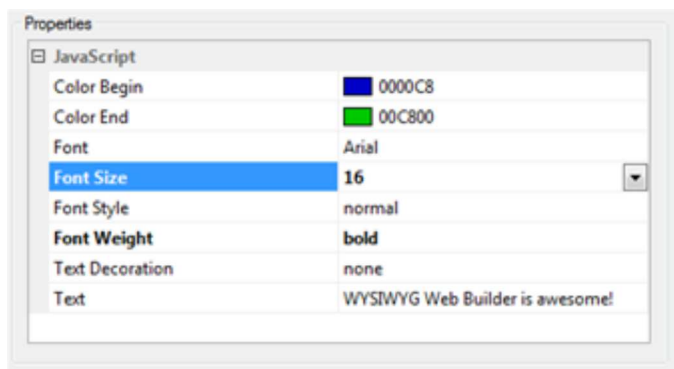


- **New feature:** Added 'Mobile redirect', redirect the user if the site is accessed through a mobile browser.



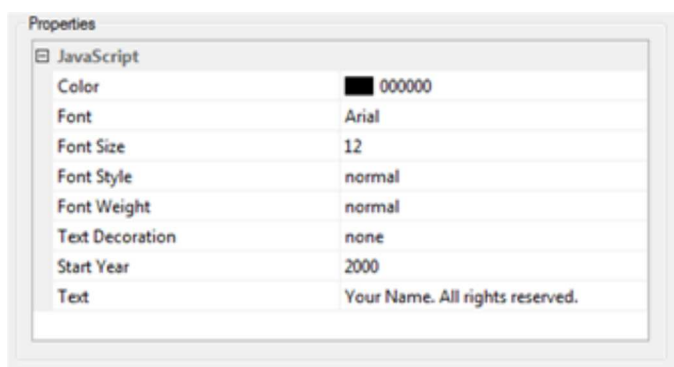
- **New feature:** Added 'Gradient Text' script.

WYSIWYG Web Builder is awesome!



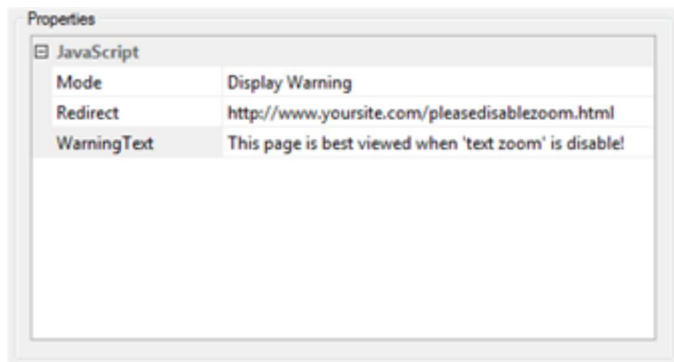
- **New feature:** Added 'Copyright notice' script.

Copyright © 2000-2011, Your Name. All rights reserved.

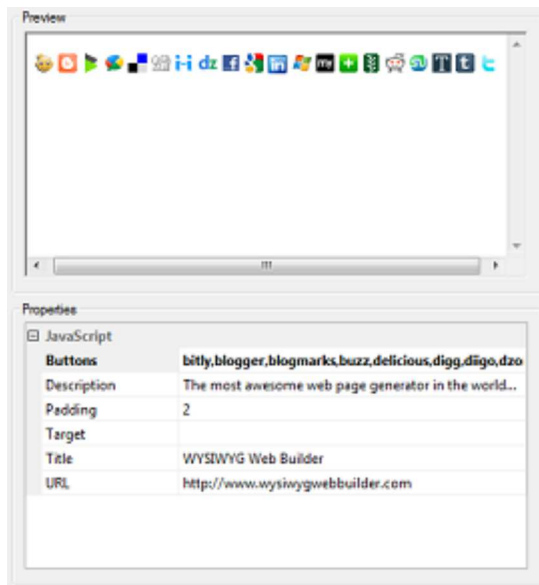


- **New feature:** Added 'Text zoomer' script. Nice animated text effect.

- **New feature:** Added 'Check whether browser is zoomed' script. This script checks whether the browser's text zoom is activate and will display a warning or redirect the user to another page.

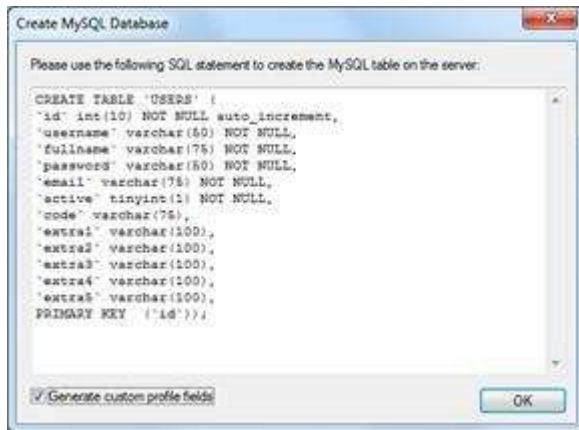


- **New feature:** Added 'Social Network Bookmarks'. Adds social network share icons to your website. Includes delicious, digg, facebook, linkedin, myspace, netvibes, newsvine, stumbleupon, tumblr, twitter and many more!

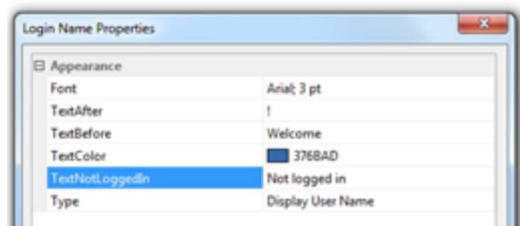


Login tools

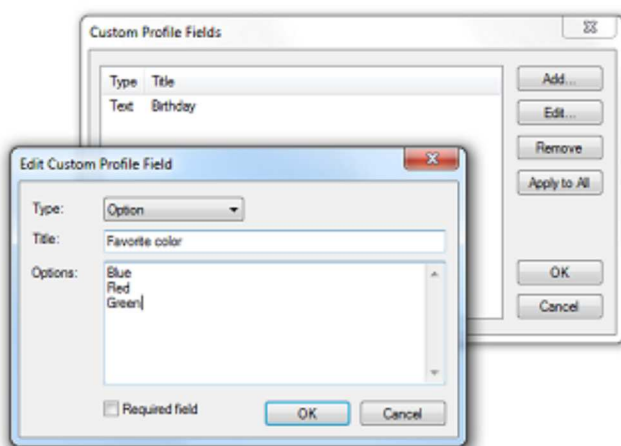
- **Improved:** All login tools forms now have include a hidden 'form_name' field in the submission, this makes it possible to use multiple login tools on the same page.
- **New feature:** If MySQL is enabled the 'Create database' button will now display a window with SQL statement which can be used to create the table in MySQL.



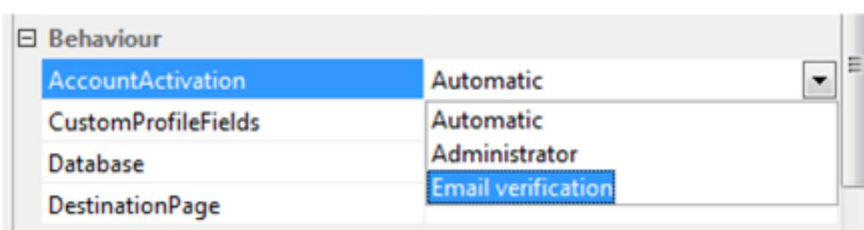
- **New feature:** Added 'NotLoggedIn' text property to 'Login Name' object. Specifies the text to be shown if the user is not logged in.



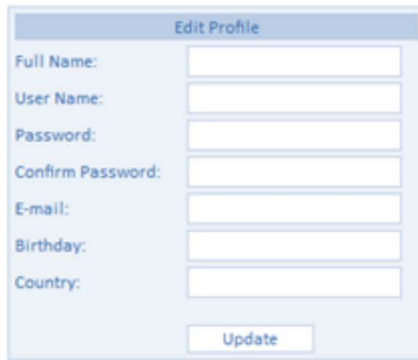
- **New feature:** Custom profile fields to 'Signup' and 'Admin' objects. Supports 'Text' and 'Option' fields.



- **New feature:** Added email verification option to 'Signup' object. When this option is enabled an email with verification link will be sent to activate the newly created account.



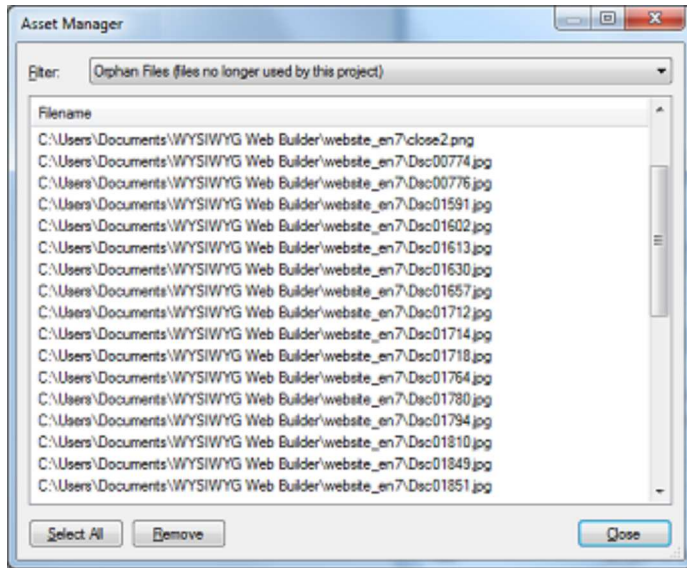
- **New feature:** Added new object 'Edit profile' to allow users to update their account information (also works with custom profile fields). Also support custom profile fields.



The image shows a screenshot of a web form titled "Edit Profile". The form is light blue with a darker blue header bar containing the title. It contains several text input fields for user information: "Full Name:", "User Name:", "Password:", "Confirm Password:", "E-mail:", "Birthday:", and "Country:". Each label is followed by a white rectangular input box. At the bottom of the form, there is a button labeled "Update".

Asset Manager

- **New feature:** The Asset Manager can now display orphan files (files no longer used by the project) with the ability to remove these files from the project folder.



Site Search

- **Improved:** Added support for multiple search words.
- **New feature:** Added 'Padding' property to editbox.
- **New feature:** Added 'Box-shadow' (uses CSS3 shadow).
- **New feature:** Added 'Border-radius'.
- **New feature:** Added new background options: gradient, pattern, texture, multi gradient, background image alignment.
- **New feature:** Added 'padding' property to specify the padding of the search results page.
- **New feature:** Added options to hide keywords and description in search results.

Results

No results: No results

Keywords: Keywords:

Description: Description:

Close button: Close

Font: Arial Font size: 10

Text: [black] Padding: 2

Background: [white] ☒ Display description

Links: [blue] ☒ Display keywords

Results: Show results in a new Browser Window Settings...

- **New feature:** Search index can now be configured to use absolute links, so the site search can also be used in sub folders.

Search Configuration

Settings

☒ Generate search index.

Name of index file: searchindex.js

Create index from: Page Content

☐ Exclude stop words from index.

Links

☒ Use absolute links.

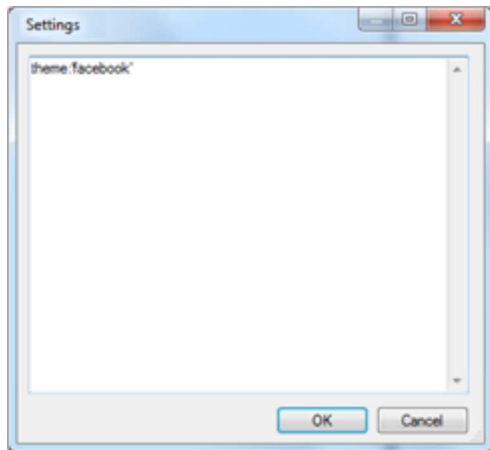
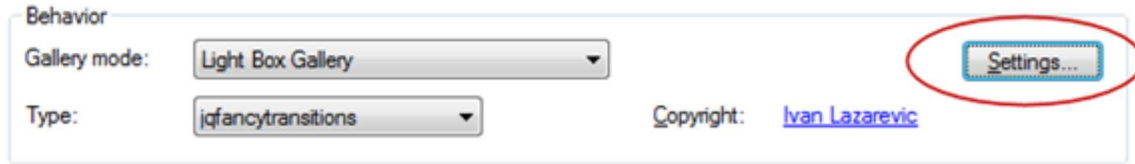
Base URL: http://www.yourwebsite.com

OK Cancel

Photo Gallery

- **New feature:** Added 'Settings' to lightbox gallery mode. This allows you to specify additional options for the selected lightbox/gallery.

- **New feature:** Added several new Lightbox plugins (Cycle, jqfancytransitions, Nivo-slider, Pika Choose). These can be downloaded as add-on from the download section of the website. More add-ons will be added later.




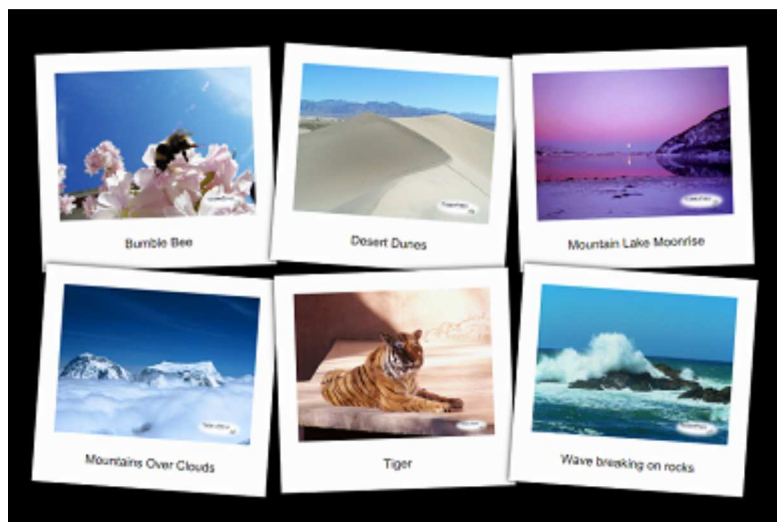
- **New feature:** Added box shadow (CSS3) option (blur, offset and color). This shadow will be applied to all images in the gallery.



- **New feature:** Added Polaroid frame style this uses CSS3 and has a few cool effects like rotated or variable sized polaroids. Yet another way to create amazing photo galleries.

Example:

<http://www.wysiwygwebbuilder.com/support/polaroids/index.html>



Slide show

- **New feature:** Added 'Settings' to lightbox gallery mode. This allows you to specify additional options for the selected lightbox/gallery. See Photo gallery for more details.
- **New feature:** Added 'Easing' property with more than 30 easing functions to control the animation process.

Options

Type:

Pause time: (Set to 0 if you want to control the slides through events)

Effect: Effect length:

Easing:

- **New feature:** Added 'Conveyer Belt' mode. This is an image slideshow which scrolls the images in a "conveyor belt" fashion.

Options

Type:

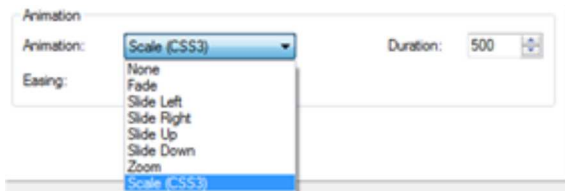
Speed:

Spacing:




Rollover image

- **Improved:** Added 'Inside anchor' option in HTML settings.
- **Improved:** If animation is set to 'None' then the object will use CSS instead of JavaScript.
- **New feature:** Added 'Easing' property with more than 30 easing functions to control the animation process.
- **New feature:** Added 'Scale' animation. Uses CSS3 to display a larger version of the image. Uses transformation, CSS3 box shadow, a nice image caption when possible (experimental).



Here's screenshot of the small image and the larger scaled (full size) image on mouse over:



- **New feature:** Added 'Sliding door' animation. This make it looks like the image is splitted into half and one goes left and the other one goes right. Also support easing effects!



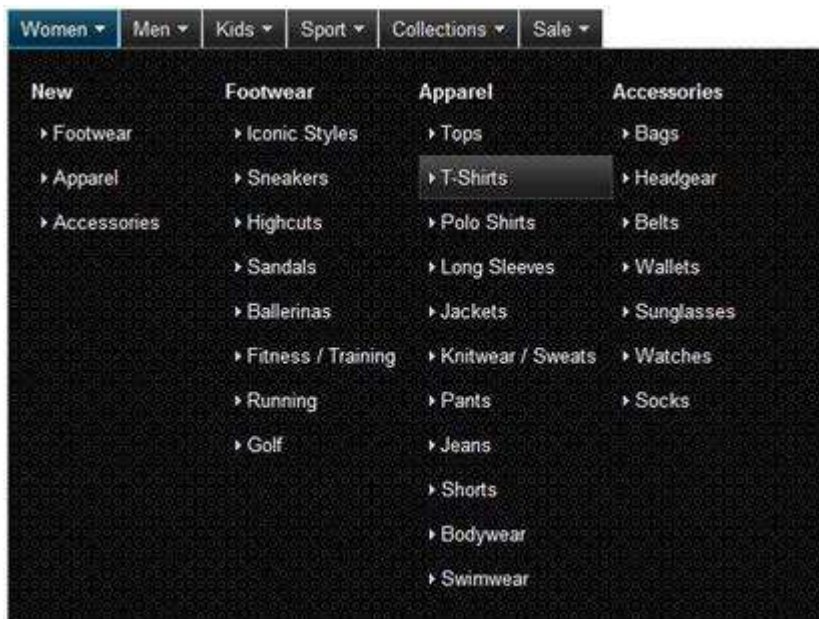
Rollover text

- **New feature:** Added 'Easing' property with more than 30 easing functions to control the animation process.

Mega Menu

- **New feature:** Added 'Mega Menu' object. Yet another menu to enhance your website. This is an advanced version of the Mega Menu which was previously available as extension. The drop down can have rows, columns, just a simple menu or no menu at all!

And of course it also uses the Theme Manager for styling.



CSS Menu

- **New feature:** Added 'CSS Menu' object. This menu allows you to create fancy menus (glossy, glass, gradients etc) without using JavaScript or images! The CSS Menu creates pure CSS based buttons using CSS3 gradients, shadows and other effects. The possibilities are endless!



Carousel:

New feature: The Carousel object (also known as horizontal sliding panels) displays images or any other objects by scrolling the content from right to left using a smooth sliding animation (with more than 30 easing effects!).

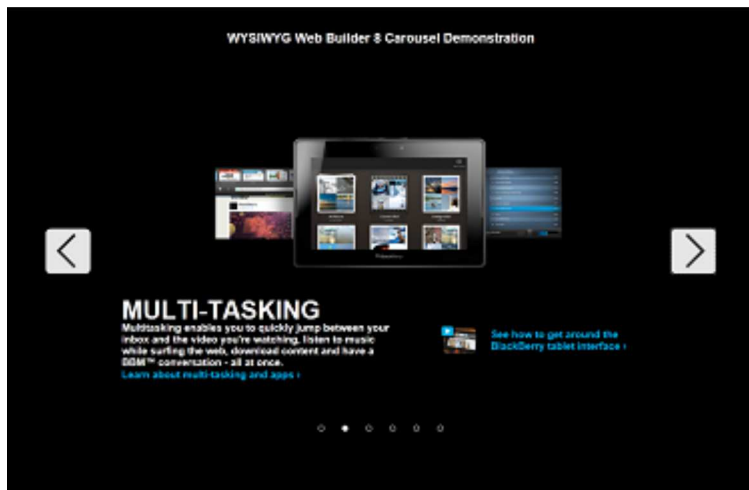
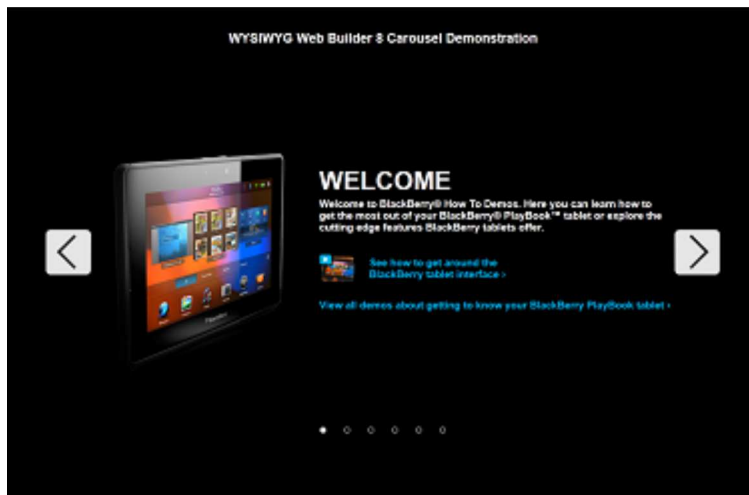
It's a very effective method to increase the web site usability and engage the visitor. You probably have seen this effect on many popular websites, such as Apple or Blackberry.


Users can step to any specific panel on demand using the pagination icons or browse the carousel sequentially by using the back/next buttons. The Carousel also has built-in support for mobile devices. On the iPhone/iPad /Android visitors can use swipe gestures to switch between pages!

Examples:

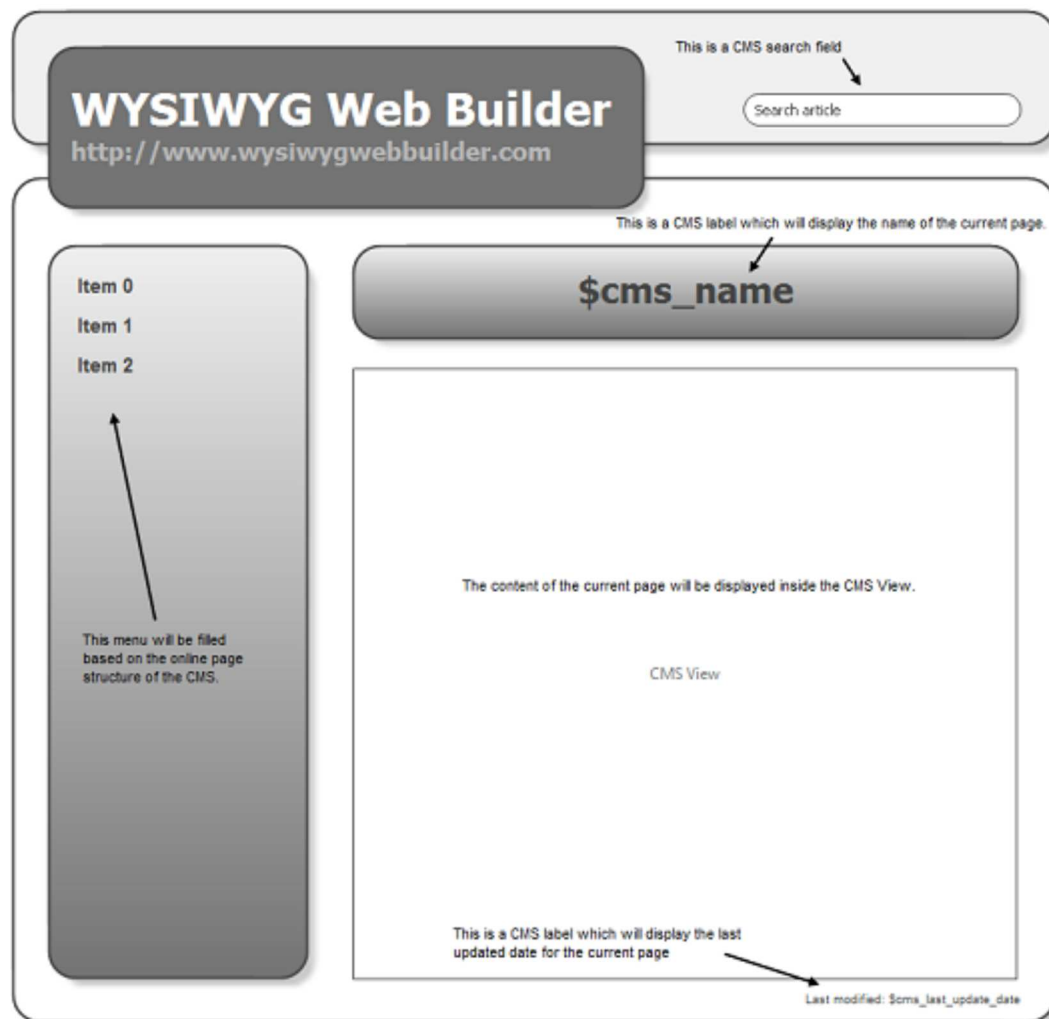
<http://www.wysiwygwebbuilder.com/support/apple/index.html>

<http://www.wysiwygwebbuilder.com/support/blackberry/index.html>





WYSIWYG Web Builder's CMS has several individual 'design blocks' to give you as much flexibility as possible, so you can easily integrate the tools into your existing layouts.



The **CMS View** object is a place holder for the online content. The **CMS Menu** object can be used to navigate between online pages. The menu has many customizable options. The **CMS search** object can be used to search online content. The search index will automatically be updated every time you create or edit the content of a page. The **CMS label** object can be used to display the title of the page, the creation date, author, page views etc anywhere on the page.



There is support for **AJAX** to allow the user to quickly navigate between pages without have to reload the whole page! The system integrates with the login tools so you can assign different users to the CMS but also have a global admin. The CMS tools also support external pages, so you can mix online content with standard pages or pages from other websites. A simple **file manager** is included to upload and manage online files (like images).

