

What is new in WYSIWYG Web Builder 7.0?

After months of hard work, we plan to release the new version of WYSIWYG Web Builder in June 2010. This document gives a brief idea of what you can expect in this major new release. WYSIWYG Web Builder 7.0 has more than **150 new features/enhancements**. Thousands of new options and possibilities! The most amazing upgrade ever! Increase your productivity and take your website(s) to the next level. Add Web 2.0 features to your site with the click of a mouse. There is something new and improved for just about every WYSIWYG Web Builder user.

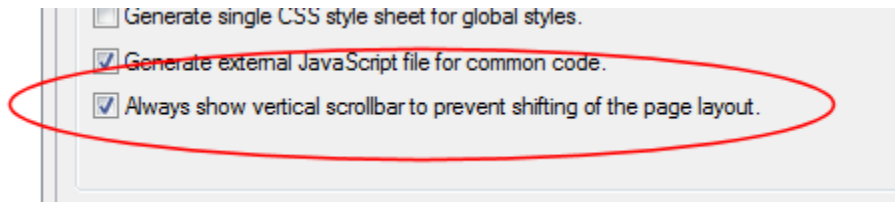
Here's a list of some of these new features.

Important note: The information in this document is based on the beta version of WYSIWYG Web Builder 7.0. This list is not complete and features maybe added or removed in the final version.

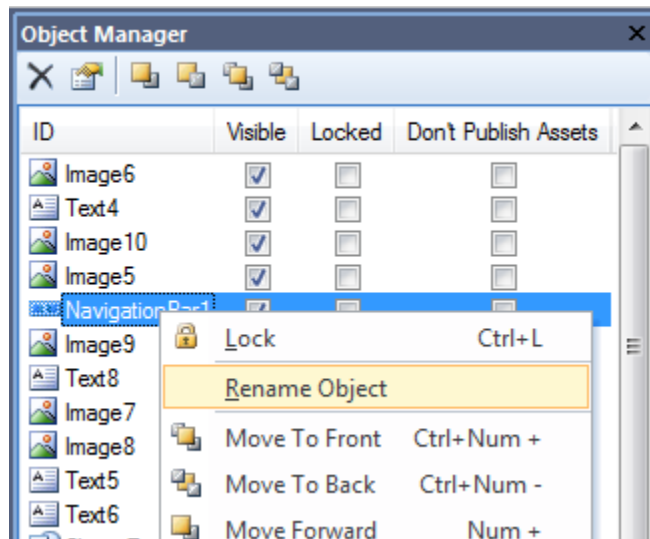
General features

- **Improved:** Projects will now load even if extensions used by the project are not found, so you can remove them or find them later.
- **Improved:** Redesigned image processing engine based on gdiplus. Removes overhead from application executable, uses less memory and provides more features.
- **Improved:** Font picker in style toolbar renders much faster for large fonts lists.
- **Improved:** Added more font sizes.
- **Improved:** Web Builder will attempt to correctly encode invalid filenames automatically.
- **Improved:** Web Builder now stores all user files (publish settings, gradient, scripts, extensions, templates) in the **My Documents/WYSIWYG Web Builder/system** folder. This makes it easier to exchange the complete web builder configuration from one computer to another. It also makes the application more complaint with Windows Vista/7, because the user no longer needs to add any files to the program Folder, preventing all kinds of security limitations.
- **Improved:** Optimized usage of system resources, resulting in less memory usage and reducing the chance of crashes due to 'out of memory' errors.
- **New Feature:** Updated color scheme to Office 2010 blue scheme.

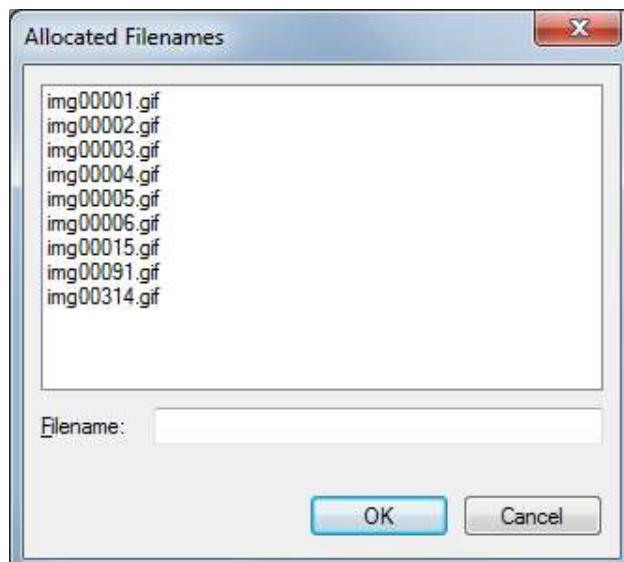
- **New Feature:** 'Always show vertical scrollbar to prevent shifting of the page layout' to HTML options. Especially useful if your pages do not all have the same length and the browser switches the scrollbars on/off if you go to another page.



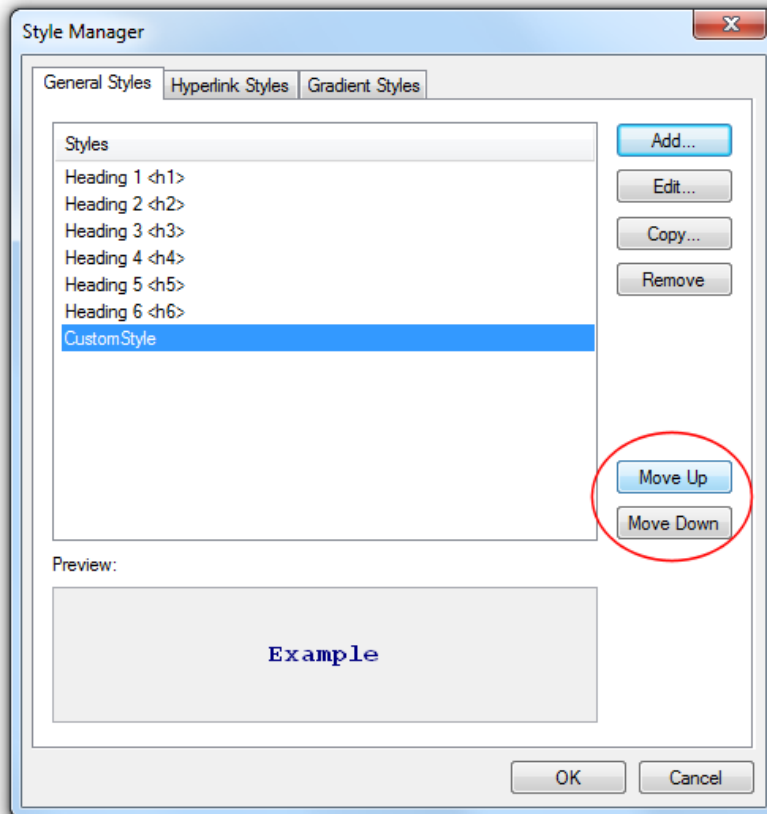
- **New Feature:** Added the ability to rename ID property in Object manager (through context menu).



- **New Feature:** Added the ability to modify automatically generated image names in Object manager (through context menu->Allocated Filenames). For advanced users only...

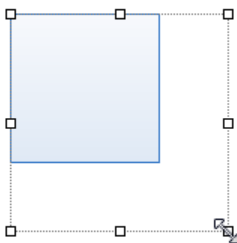


- **New Feature:** Move Up/Move Down options to style manager so styles can be re-arranged.

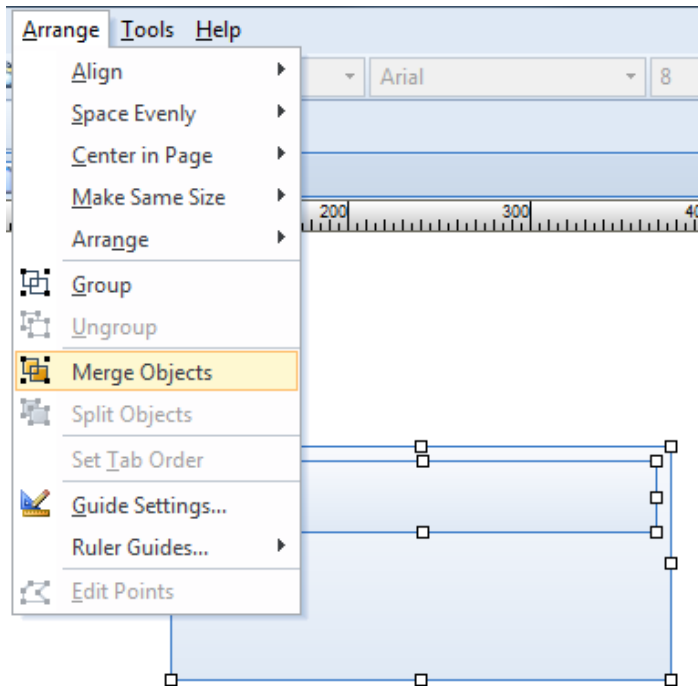


- **New Feature:** Copy/paste (unformatted) text directly into the workspace. So you do not have to create the text object first.

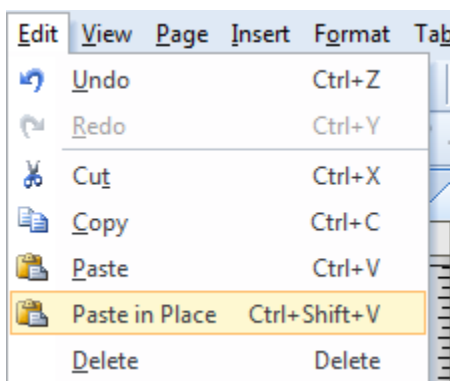
- **New feature:** Implemented proportional resizing for objects: Hold down the SHIFT-key + Bottom-Right handle while resizing to keep the current aspect ratio.



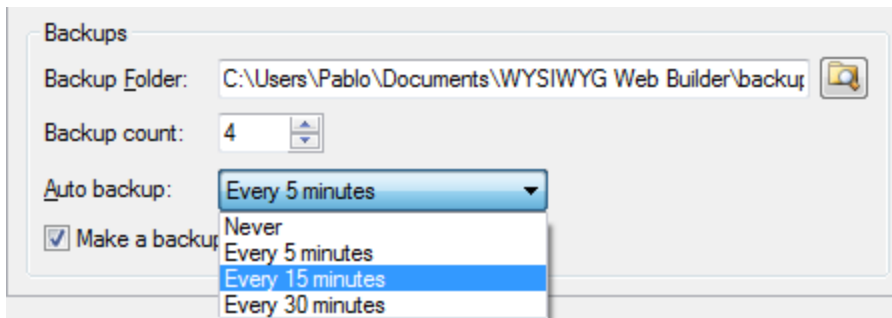
- **New feature:** Added the ability to merge multiple objects into a single image! This can be useful for merging multiple (layered) shapes into a single image, so this will reduce the number of generated images and speed up loading of the website page. Although this was mainly for use with image and shapes, it works for other objects as well. You can use the 'Split' command to convert the merged objects back to the original objects again.



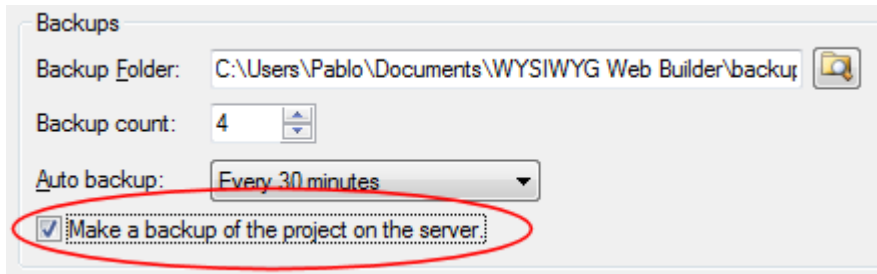
- **New feature:** Added 'Paste in Place' in the main and context menu. Paste in Place is a method of pasting something in the workspace in the exact position that it was in when you copied it.



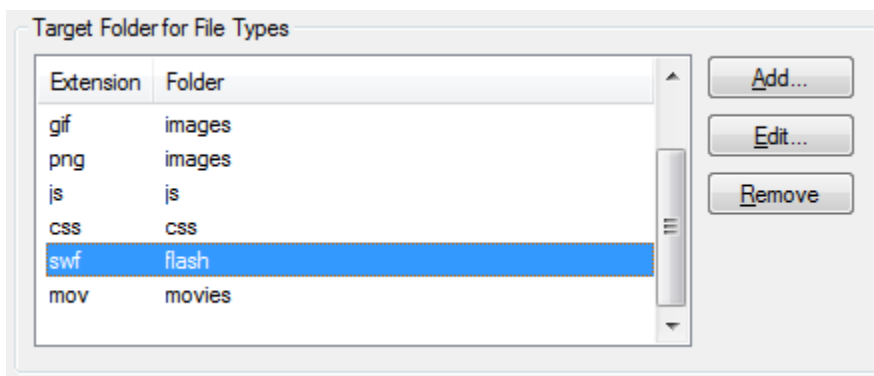
- **New feature:** Automatic backup option. Enable this option to make an automatic backup copy of your project every 5, 15, or 30 minutes. This may help you restore your work if your computer crashes unexpectedly. The name of the backup will be myproject_autobackup.wbs and it will be stored in the backup folder.



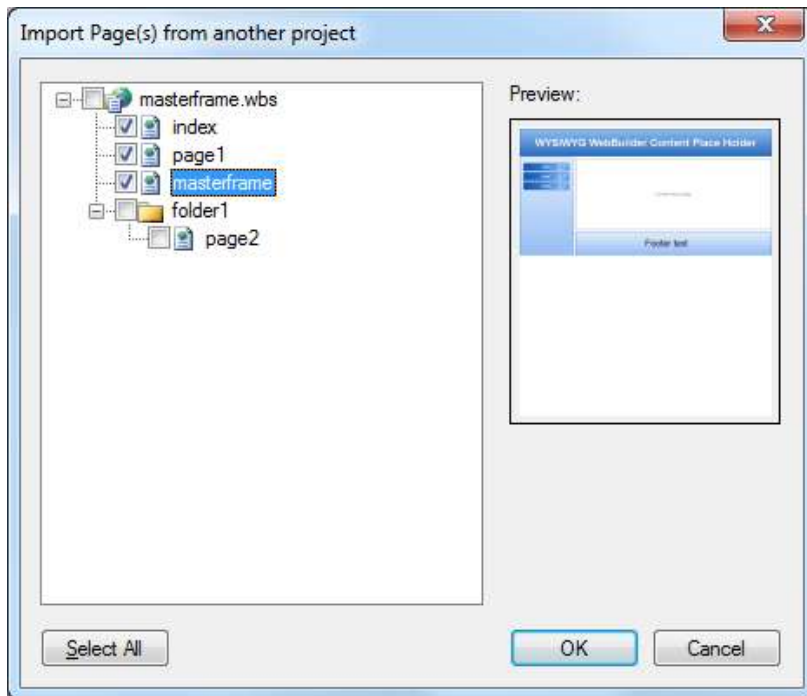
- **New feature:** Added option to (automatically) make a backup of the project on the server. This may be useful if your computer crashes or your local projects become corrupted. In that case you will always have a backup copy on the server.



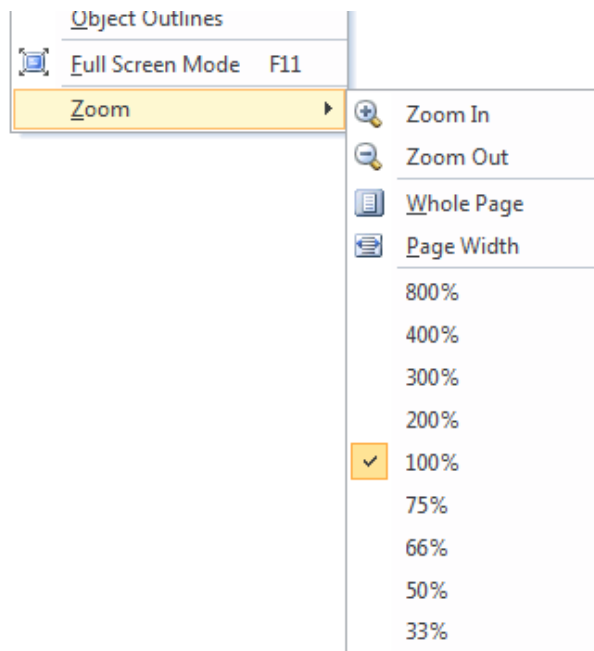
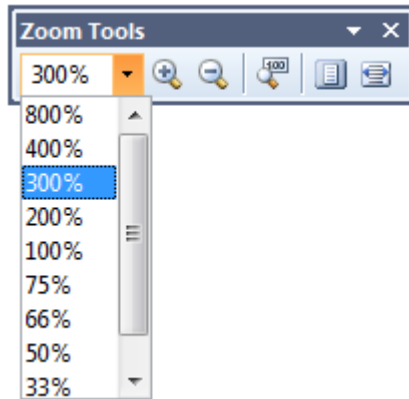
- **New feature:** Added the ability to specify the target folder for published files. Not only can you set the 'images' folder, but also for other types like swf, pdf, mp3, movies etc... Also works for linked files. This helps you to organize the online structure of your website.



- **New feature:** You can now import multiple pages from another project simultaneously.

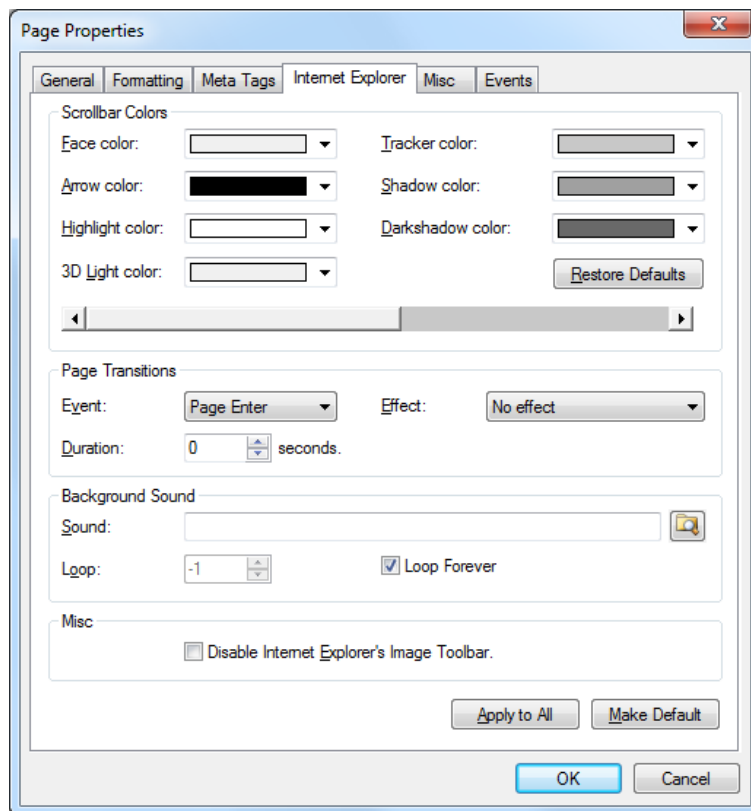


- **New feature:** Basic zoom functionality. You can zoom in to see parts of your web page close-up, or zoom out to see more of the page. You can either select one of the predefined zoom percentages or enter a custom value in the zoom toolbar.

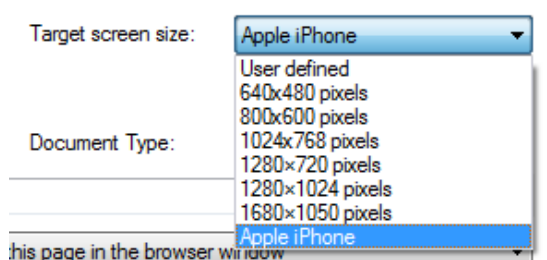


Page features

- **Improved:** Created a new Internet Explorer specific tab in Page Properties. It includes all (deprecated) IE features. These properties were never official supported by the official HTML specifications and even Microsoft will not support them in newer version of their browsers. So we've moved all these properties to a separate page. The properties are only included for backwards compatibility and may be removed in future releases.



- **Improved:** Added Apple iPhone target screen size



- **Improved:** Rename page in main menu, no longer requires Site Manager to be open.

- **New feature:** Added 'User defined' to meta tag section in Page Properties.

The screenshot shows the 'User defined' section of the Page Properties dialog. It contains a text area with the following meta tags: `<meta http-equiv="Cache-control" content="no-cache">` and `<meta name="expires" content="tue, 01 Jun 2010 19:45:00 GMT">`. Above this text area are two empty input fields labeled 'Categories:' and 'Generator:'.

- **New Feature:** Search Engine Optimization section to Page Properties. Added Robots, Revisit After and Expires options.

The screenshot shows the 'Search Engine Optimization' section of the Page Properties dialog. It contains three settings: 'Robots' set to 'INDEX, FOLLOW', 'Revisit after' set to '31 Days', and 'Expires after' with an empty input field followed by the text 'days'.

- **New Feature:** Added 'Remove' button for master frame option.

The screenshot shows the 'Master Frame' section of the Page Properties dialog. It contains a 'Master Frame' input field with the value '/masterframe'. To the right of the input field are two buttons: 'Select...' and 'Remove'. The 'Remove' button is circled in red.

- **New feature:** Added 'Align to left, but include page width/height' (in Page Properties) useful when designing a page for eBay.

The screenshot shows the 'Center Page' section of the Page Properties dialog. It contains a dropdown menu with the following options: 'Align to left, but include page width/height (recommended for eBay)', 'Do not center this page in the browser window', 'Center this page in the browser window horizontally', 'Center this page in the browser window horizontally and vertically', and 'Align to left, but include page width/height (recommended for eBay)'. The first and last options are highlighted in blue.

- **New feature:** Added 'Don't Include this Page in the Site Map' option to Page Properties.

The screenshot shows the Page Properties dialog with four checkboxes: 'Don't Publish this Page.', 'Don't Synchronize this Page in Navigation Objects.', 'Don't Include this Page in the Search Index.', and 'Don't Include this Page in the Site Map'. The 'Don't Include this Page in the Site Map' checkbox is checked and circled in red.

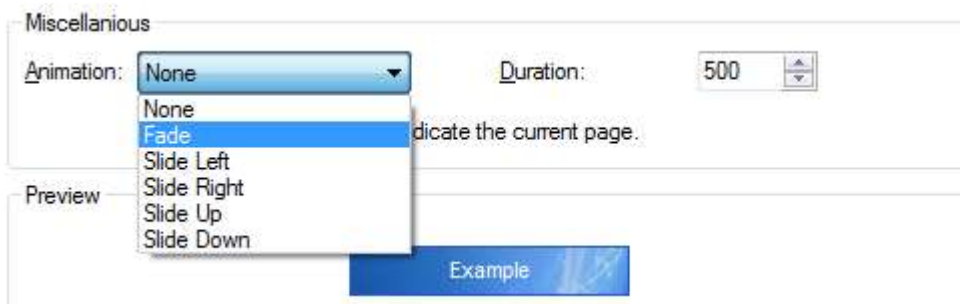
Menubar

- **Improved:** The generated HTML for the menu bar structure is now more search engine (SEO) friendly, it now uses unsorted lists instead of JavaScript for the menu structure.

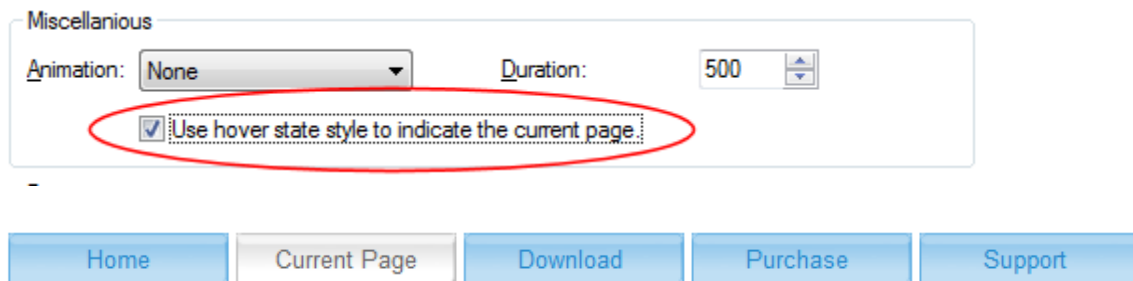
Navigationbar

- **Improved:** Redesigned navigation bar for use with jQuery, resulting in cleaner HTML code and more options.

- **New Feature:** Navigation bar has a new 'Animation' option, to add cool animations (fade, slide left/up/down/right) to the rollovers.

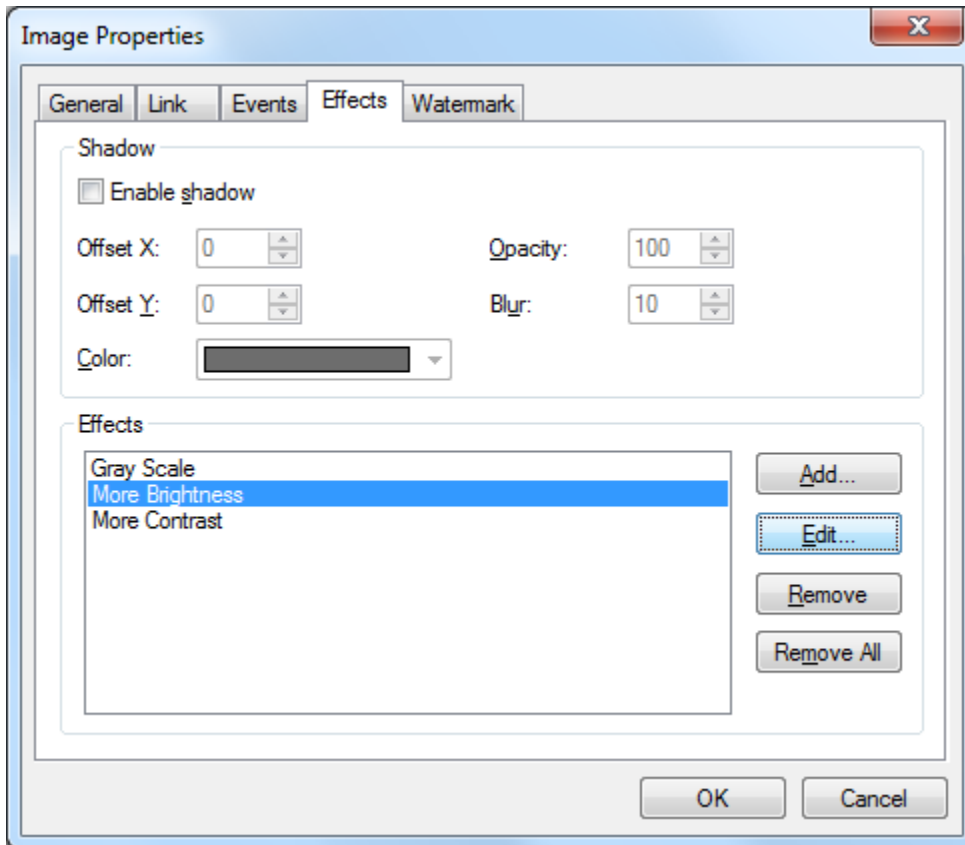


- **New Feature:** 'Use hover state style to indicate the current page' to navigation bar. Makes it easier for the user to see on which page they are.



Images

- **New Feature:** You can now edit the image effects stack from the Image's properties (in the Effects tab). This allows you to add, edit or remove effects.



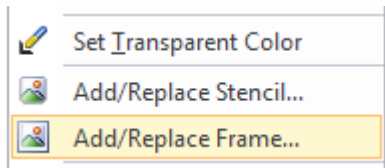
- **New Feature(s):** More than 25 new image effects:

- OldPhoto
- Blur More
- Sharpen More
- Motion Blur
- Gaussian Blur
- Psychedelic
- Solarize
- Swap color Channels
- Invert Luminance
- Ripple
- Mosaic Tiles
- Sobel
- Threshold
- Sketch
- Pencil
- Water Reflection
- Oil Painting
- Neon Glow
- Laplace
- Thermique

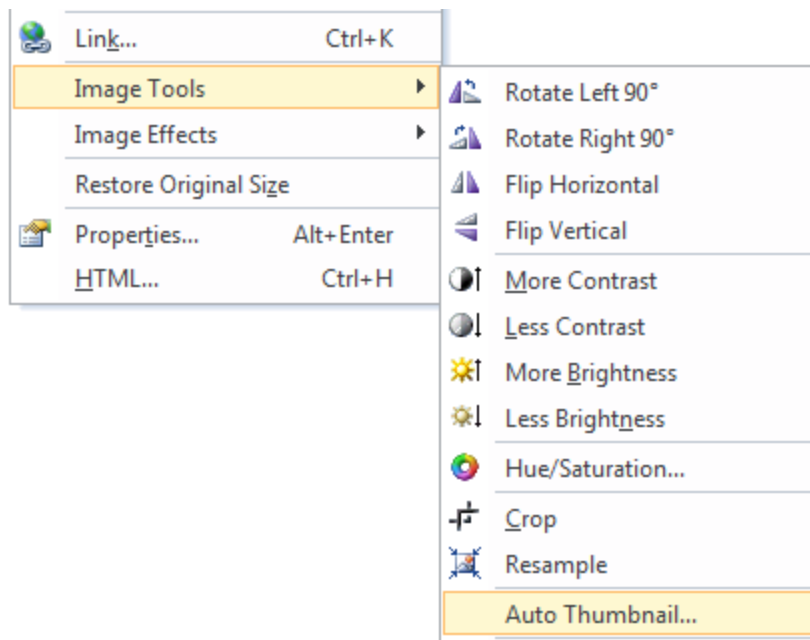
- Aquarelle
- Comic
- Diffuse
- Emboss More
- Engrave
- Engrave More
- Flame
- Texture
- and more ...



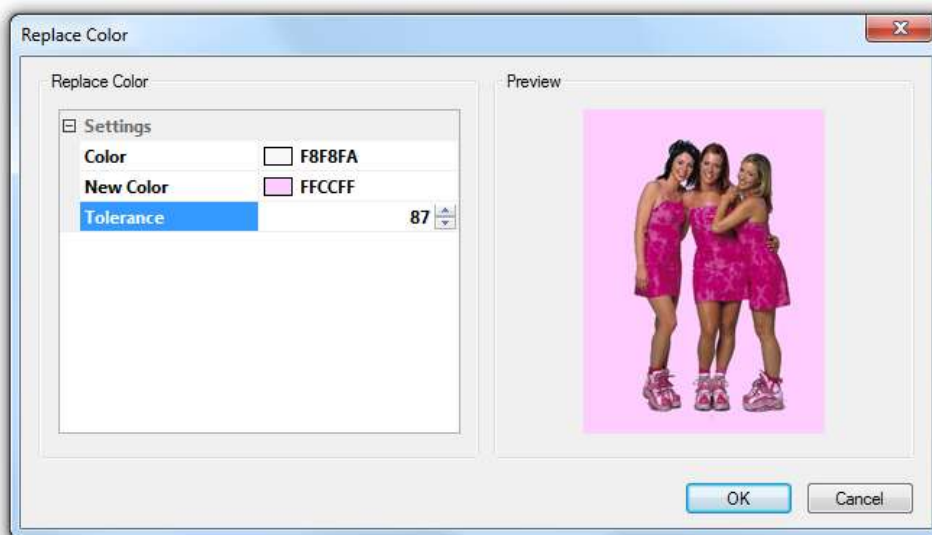
- **New Feature:** Added 'Add/Replace frame' to Image tools menu.



- **New feature:** Auto thumbnail option for images. Use this option to quickly create a smaller thumbnail-sized version of the image. A hyperlink to the original full-size image will be added.



- **New Feature:** Added the ability to replace a single color of an image.



- **New Feature:** Added WaterMark tool to image with many options! It helps you protect your copyrighted images.



Image Properties

General Link Events Effects Watermark

Watermark

Type: Embossed

Text: Your text here

Font Type: Arial Style: Regular

Font Size: 24

Color: [Black] Opacity: 100

Alignment

Horizontal: Left Horizontal Offset: 0

Vertical: Top Vertical Offset: 0

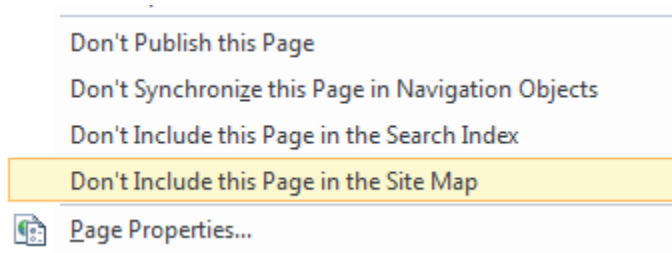
☐ Repeat Text

OK Cancel

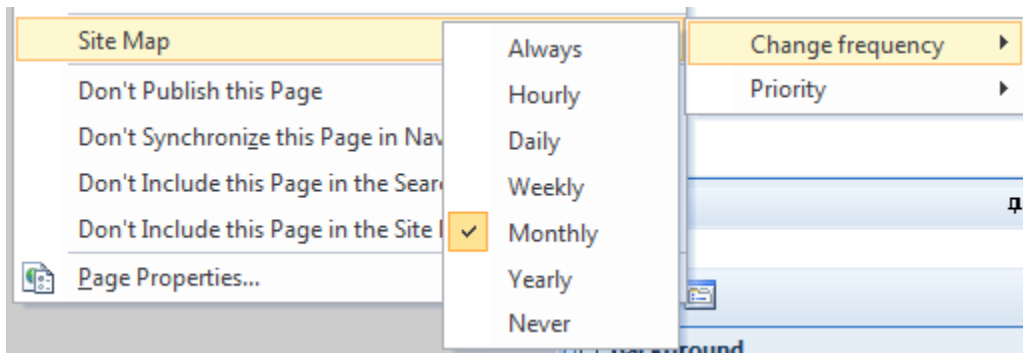
Site Manager

- **New Feature:** Added 'Don't Synchronize this Page in Navigation Objects' to context menu of site manager

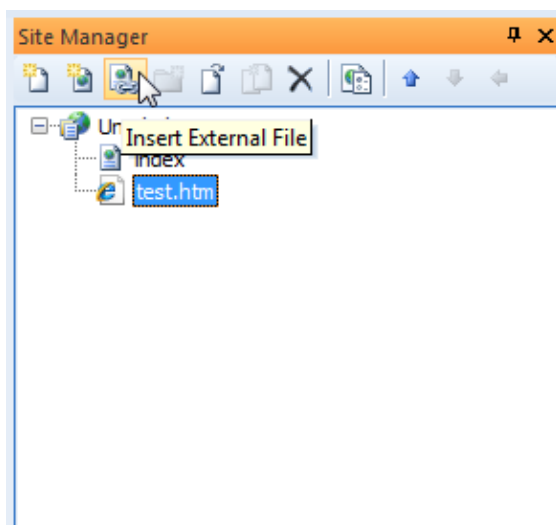
- **New Feature:** Added 'Don't Include this Page in the Site Map' to context menu of site manager.



- **New Feature:** Added Sitemap properties to context menu of sitemanager.



- **New Feature:** Insert external files to site manager. These external files can be linked just like internal pages.



Master Pages

- **Improved:** Master page objects will now always have the minimum required size. The size of the master page objects will increase/decrease based on the content on the master page.

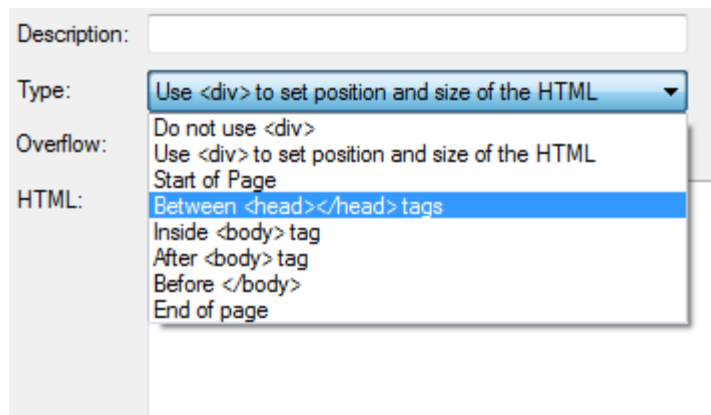
Flash

- **Improved:** Flash is now using swfobject.js version 2.2 for improved browser compatibility.

HTML Object

- **Improved:** HTML object now supports up to 2147483646 (0x7FFFFFFE) characters instead of just 30000.

- **New Feature:** Added Start of Page, Between <head></head> tags, Inside <body> tag, After <body> tag, Before </body>, End of page options to HTML object. This allows you to easily copy/paste page HTML from one page to another.



The screenshot shows a configuration window for an HTML object. It has a 'Description:' text field at the top. Below it are three labels: 'Type:', 'Overflow:', and 'HTML:'. The 'Type:' label is followed by a dropdown menu that is currently open, showing several options. The 'Overflow:' label is followed by a text field. The 'HTML:' label is followed by a text field. The dropdown menu for 'Type:' contains the following options: 'Use <div> to set position and size of the HTML' (selected), 'Do not use <div>', 'Use <div> to set position and size of the HTML', 'Start of Page', 'Between <head></head> tags', 'Inside <body> tag', 'After <body> tag', 'Before </body>', and 'End of page'.

Description:	
Type:	Use <div> to set position and size of the HTML
Overflow:	
HTML:	

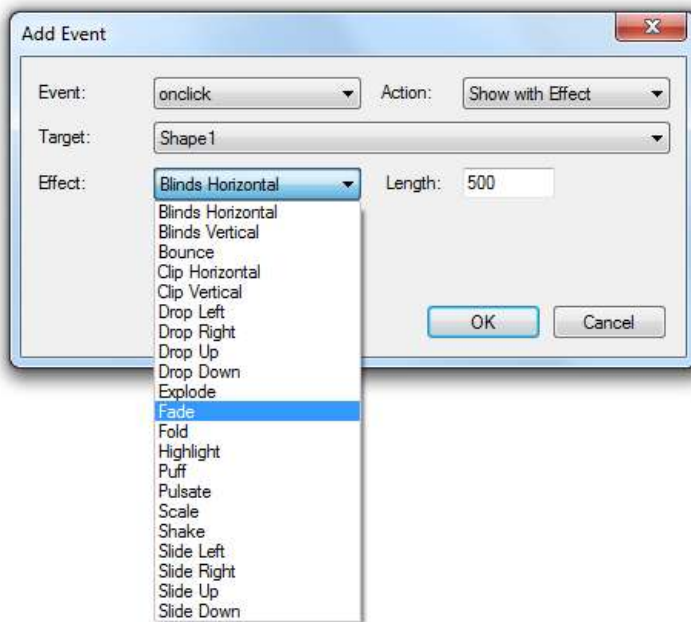
- Use <div> to set position and size of the HTML
- Do not use <div>
- Use <div> to set position and size of the HTML
- Start of Page
- Between <head></head> tags
- Inside <body> tag
- After <body> tag
- Before </body>
- End of page

jQuery

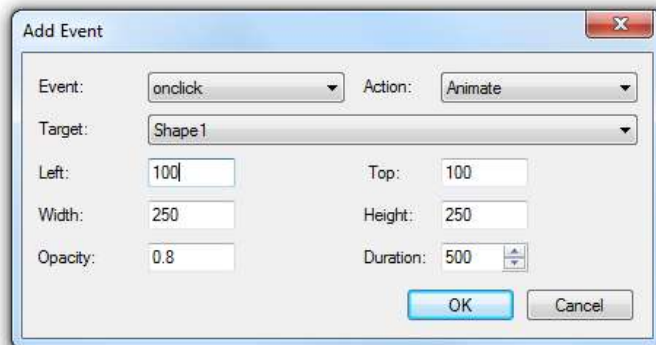
jQuery is a lightweight cross-browser JavaScript library designed to simplify the client-side scripting of HTML. jQuery is the most popular JavaScript library in use today. jQuery's syntax is designed to make it easier to navigate a document, select DOM elements, create animations, handle events, and develop Ajax applications. Utilizing these facilities, developers are able to create abstractions for low-level interaction and animation, advanced effects and high-level, theme-able widgets. This contributes to the creation of powerful and dynamic web pages.

Many of the WYSIWYG Web Builder's built-in objects now use jQuery for scripting, animations and other web 2.0 features.

- New Feature: New event actions: show with effects, hide with effects. With more than 20 animation effects. Adding cool effects to your page has never been easier!

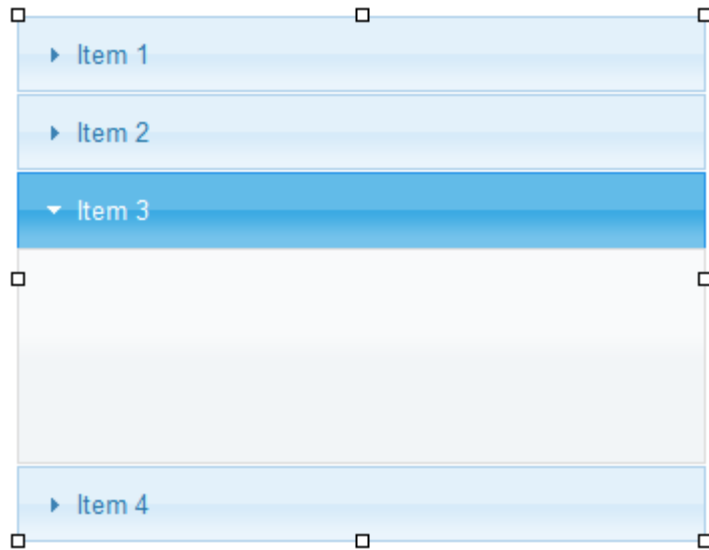


- New Feature: Added 'animate' option to events. This option allows you to animate the position, size and/or opacity of any object.

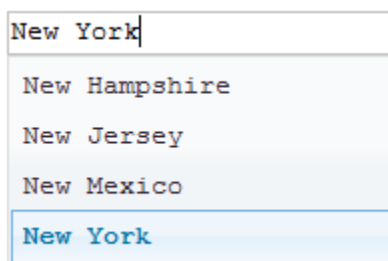


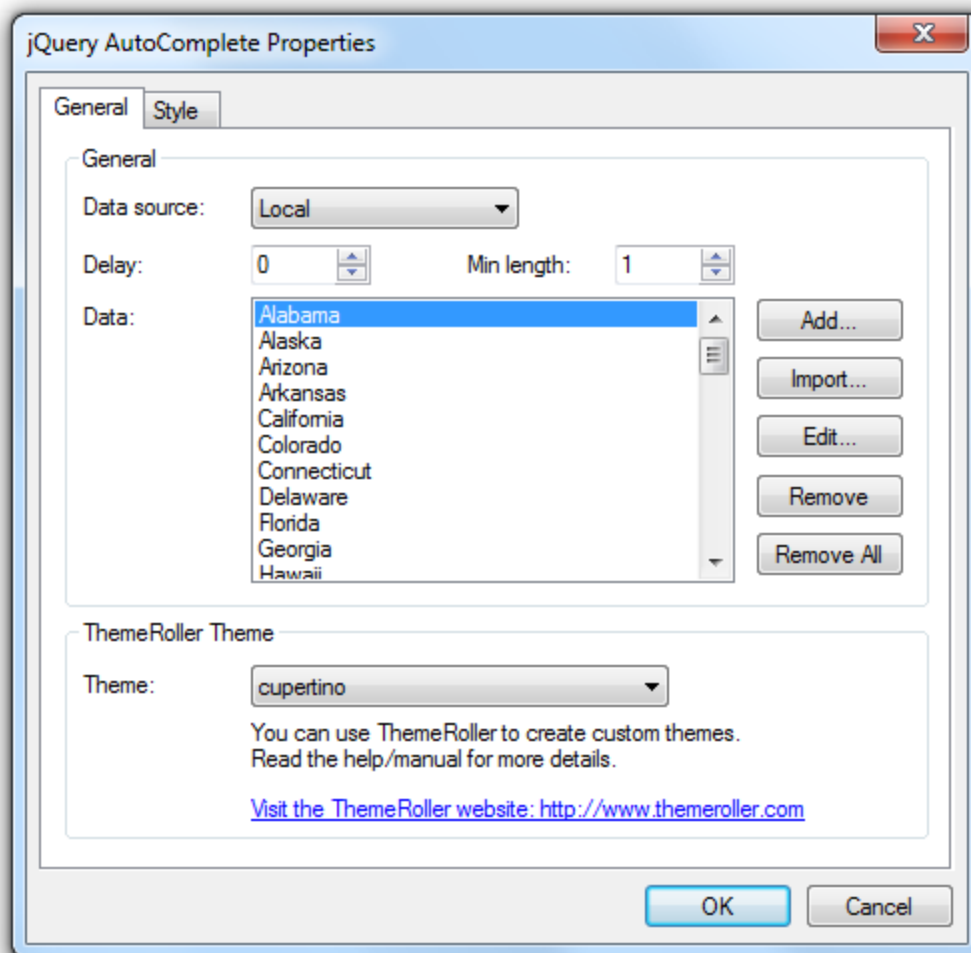
- **New Feature:** The jQuery Accordion object is named after the musical instrument, in the way the expansion of one area leads to the contraction of another. Typically, accordions are fixed so that only one area is visible at same time. The jQuery Accordion is based on the Accordion Widget of the jQuery UI library: <http://jquery.com/>. The appearance of the jQuery Accordion object is customizable through ThemeRoller themes.

You can easily add objects to the accordion panels by dragging them on the component. This works the same way as for layers or forms. To add items to another panel simply click the header to make it active.

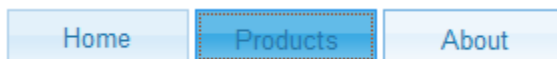


- **New Feature:** jQuery AutoComplete, replaces a standard edit box. It enables users to quickly find and select from a pre-populated list of values as they type. The list can be either local or from a remote location (AJAX)





- **New Feature:** jQuery Button, enhances standard button (normal, submit, reset or anchor/link) to themable buttons with appropriate mouse over and active styles.



- **New Feature:** jQuery DatePicker, adds datepicker functionality to your pages/forms.

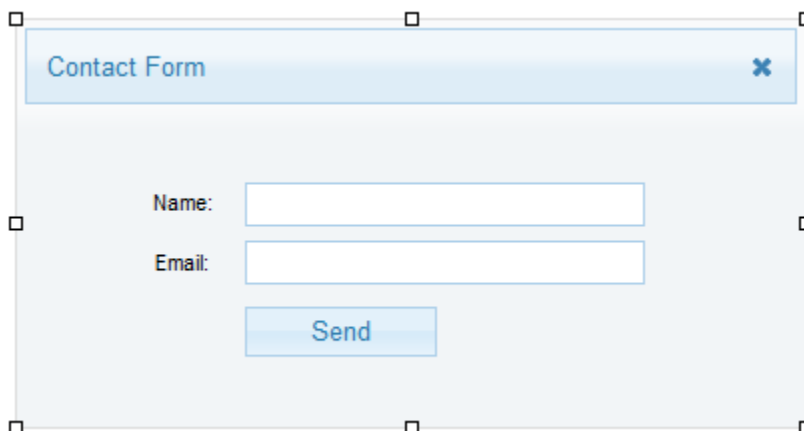


06/21/2010

June 2010

Su	Mo	Tu	We	Th	Fr	Sa
		1	2	3	4	5
6	7	8	9	10	11	12
13	14	15	16	17	18	19
20	21	22	23	24	25	26
27	28	29	30			

- **New Feature:** jQuery Dialog, a dialog is a floating window that contains a title bar and a content area. You can drag & drop objects to the dialog to make then part of the window.



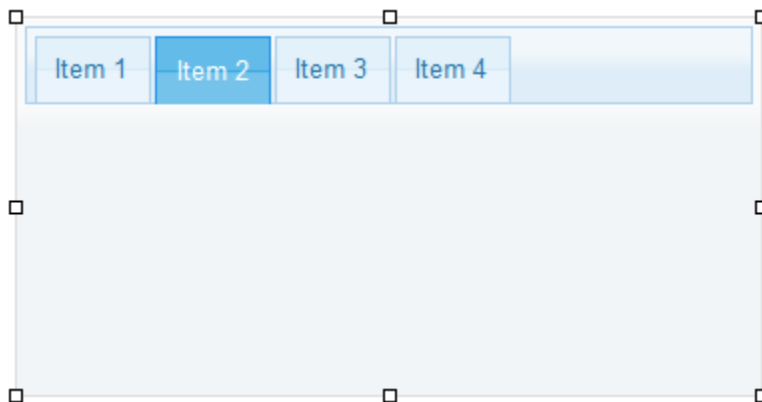
Contact Form

Name:

Email:

Send

- **New Feature:** jQuery Tabs, which can be used to break content into multiple sections that can be swapped to save space, much like the accordion.



Item 1 Item 2 Item 3 Item 4

Site Search

- **New Feature:** Site Search, easily add site search functionality to your website. The search index can be created based on meta tags or the page content. Also supports auto complete and filtering of stop words.

Search this website

Site Search Properties

General Style

General

Hint Text: Search this website

☐ Enable Auto Complete

Results

No results: No results

Keywords: Keywords:

Description: Description:

Close button: Close

Font name: Arial Font size: 10

Text: [Black]

Background: [White]

Links: [Blue]

Results: Show results in a new Browser Window

Settings...

OK Cancel

Search Configuration

Settings

☒ Generate Search Index

Name of Index File:

Create Index from: Page Content ▼

☐ Exclude Stop Words

Meta tags

Page Content

OK Cancel

New Viewer

- **New feature:** News Viewer object. Display RSS feeds (local or from another website), Twitter messages, Flickr images, Myspace blogs or other news sources on your website (with various display types: static, scroller, slideshow, paginate).



News Viewer Properties

General Style

General

Data source: RSS Feed

Viewer Type: User Defined
RSS Feed
Twitter

Maximum Items: Flickr
MySpace Blog

Pause for: 2

RSS Feed

URL: ./rss.xml

Data retrieval: Load data through cURL (requires PHP)

OK Cancel

News Viewer Properties

General Style

General

Data source: User Defined

Viewer Type: SlideShow

Maximum Items: Default
Continuous Scroll
SlideShow

Pause for: Paginate

News Items

Subject	Description	URL
---------	-------------	-----

Add...
Edit...
Delete

OK Cancel

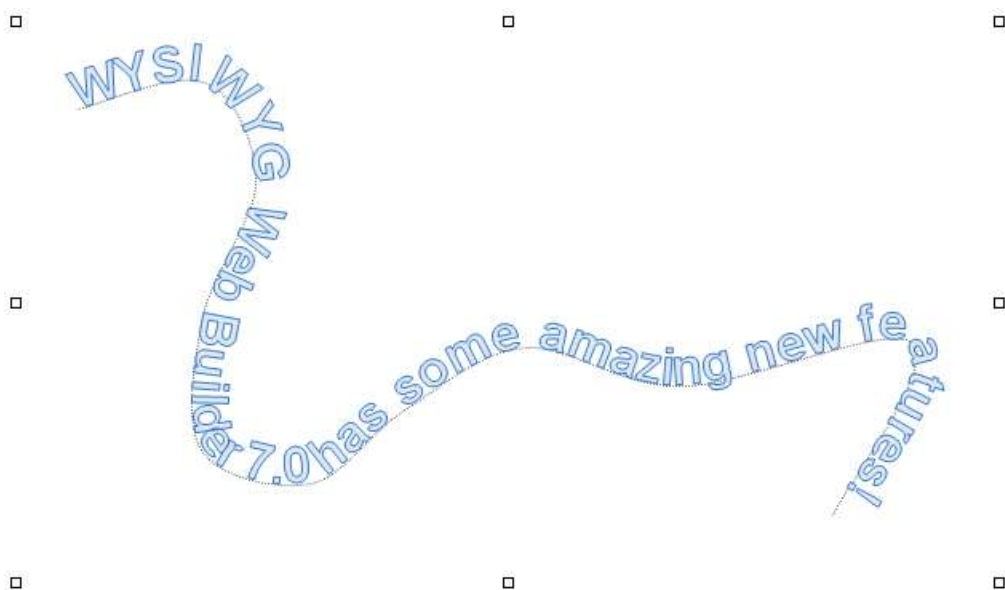
Flash Movie Player

- **New Feature:** Flash Movie Player with support many video formats like FLV, MP4 (also AVC), MOV, AVI, MP4V, M4V, F4V, VP6, VP7 and M4A (auch AAC, iPod), M4R (Audio/Ringtones for iPhone), F4A (Audio)



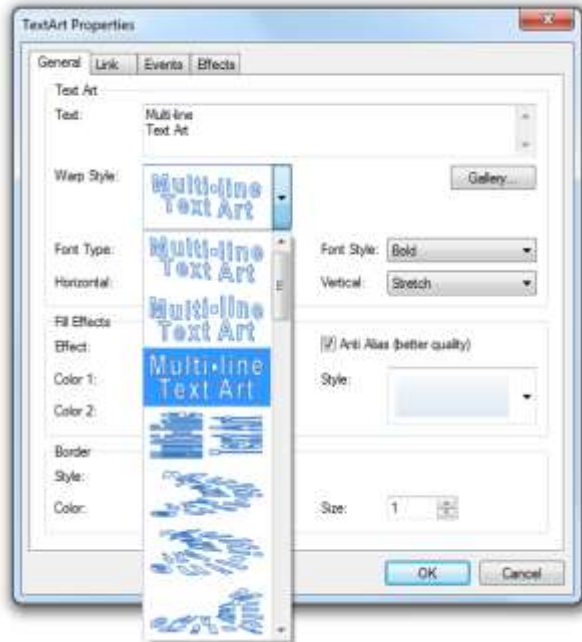
Curved Text

- **New Feature:** Curved Text, draw text along a (user defined) curve.



Text Art

- **New Feature:** 18 new warp styles in TextArt.
- **New Feature:** Added preview to TextArt

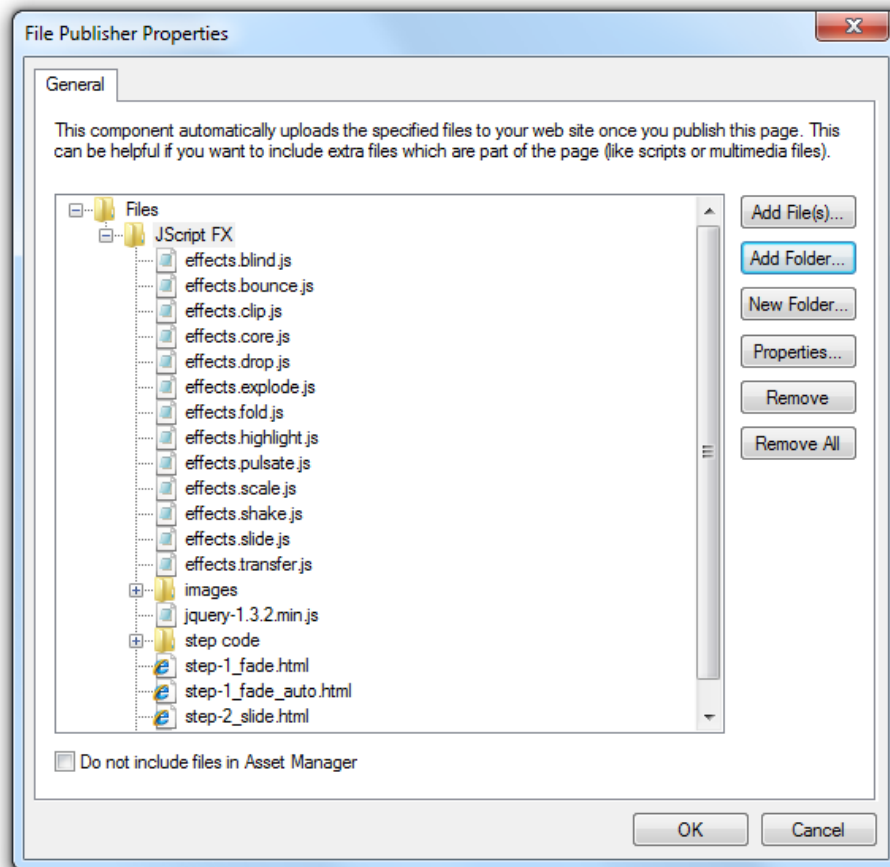


- **New feature:** Text Art Gallery option with 25 predefined text art styles 'inspired' by MS WordArt...



File Publisher

- **New Feature:** The File Publisher object now supports folders.



Slide Show

- **New Feature:** Added border to slideshow

Border

Style:

Color:

Size:

- **New Feature:** Redesigned slideshow using jQuery, now includes 18 transition effects! Also added sequence/random mode and effect length.

Options

Type:

Pause Time: (Set to 0 if you want to)

Effect:

Border

Style:

Color:

None

Fade

Slide Left

Slide Right

Slide Up

Slide Down

Blinds Horizontal

Blinds Vertical

Blocks

Clip Horizontal

Clip Vertical

Drop Left

Drop Right

Drop Up

Drop Down

Fold

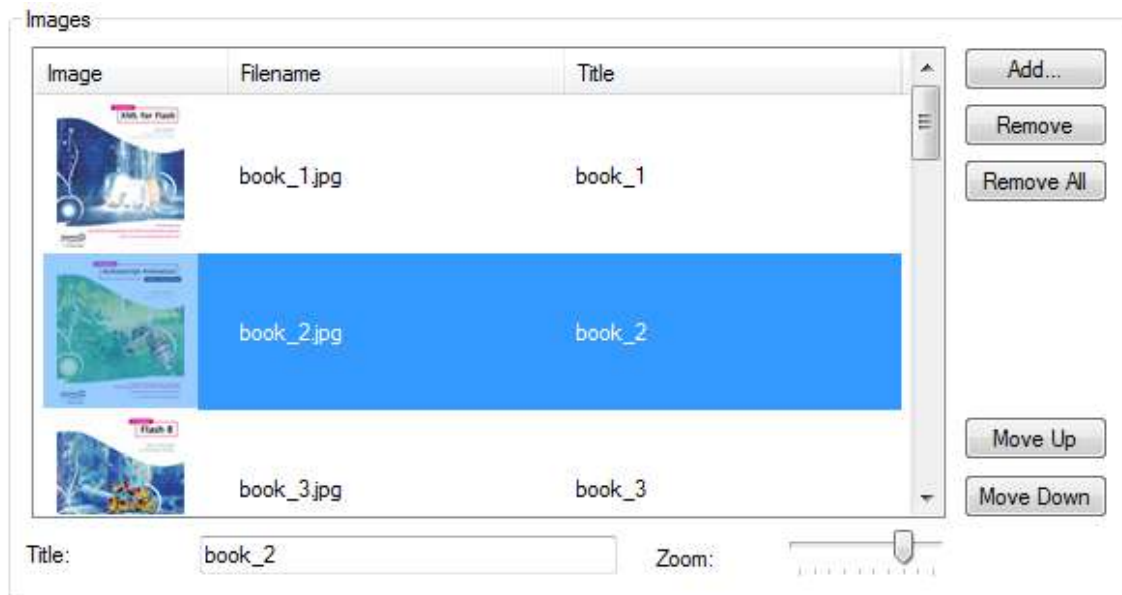
Puff

Zoom

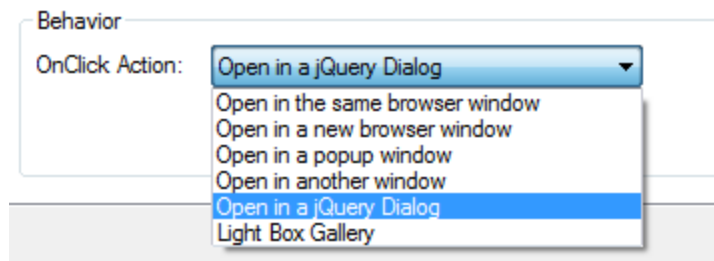
Zoom In/Out

Photo Gallery

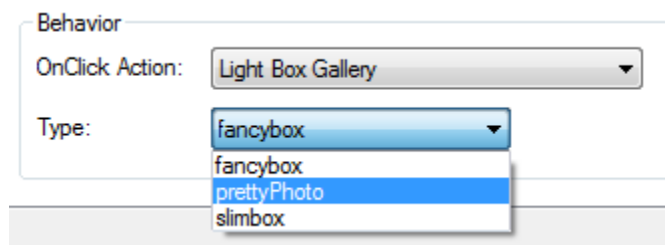
- **New Feature:** Photo Gallery *preview* zoom option in Properties.



- **New Feature:** Photo Gallery now supports an onClick action to show image in a popup jQuery dialog.

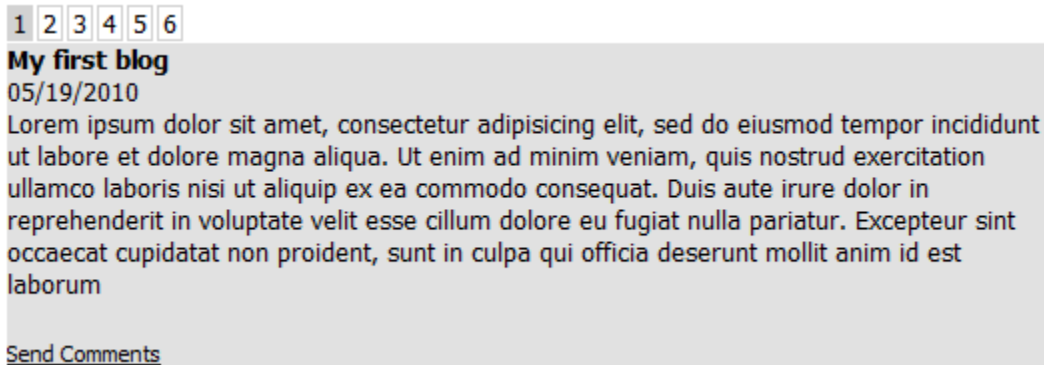


- **New Feature:** Photo Gallery has built-in support for lightbox slideshows: slimbox, prettyphoto, fancybox. More will be added later. Creating cool photo galleries and slideshows has never been easier.



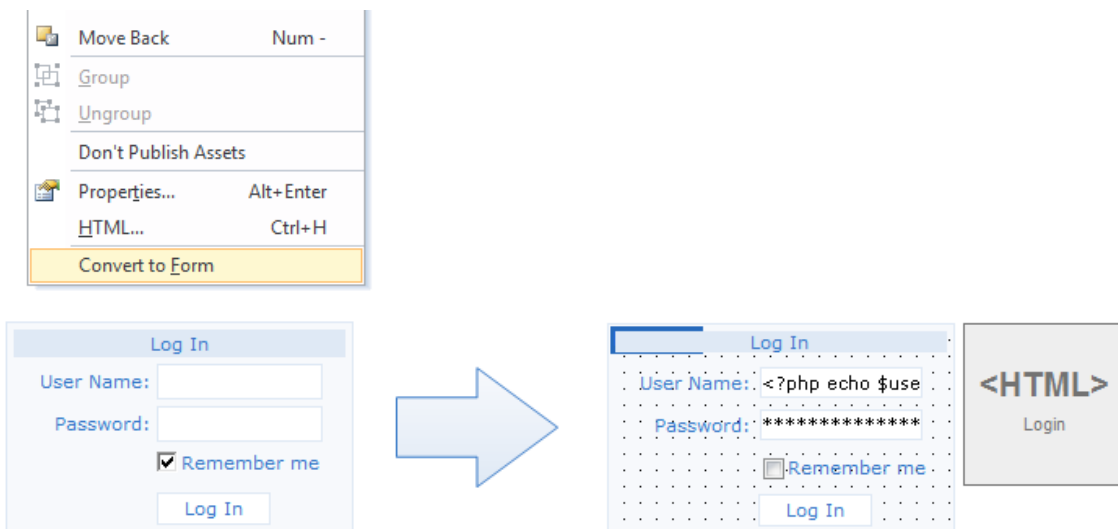
Blog

- **New Feature:** Added Pagination option to blog object. Display x items per page.

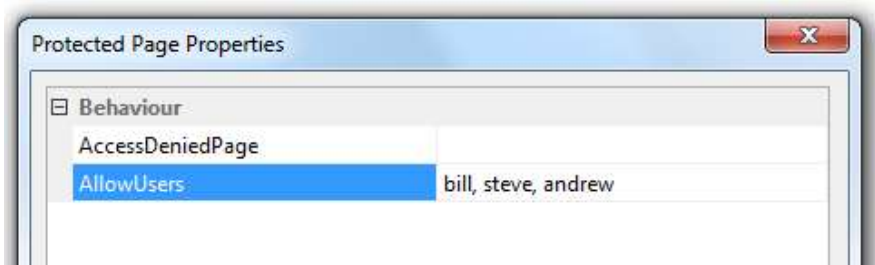


Login Tools

- **New Feature:** 'Convert to form' option to Login tools. Allows you to convert the static form into native Web builder objects so you can fully customize the layout and code if you like...



- **New feature:** Added 'AllowUsers' option to 'Protected Page' object, so only specific users can access the page.



Roll Over Image

- **Improved:** Redesigned Rollover image for use with jQuery, resulting in cleaner HTML code and more options.

- **New Feature:** Rollover Image has a new 'Animation' option, to add cool animations (fade, slide left/up/down/right and zoom!) to the rollovers.

Animation

Animation: None Duration: 500

- None
- Fade
- Slide Left
- Slide Right
- Slide Up
- Slide Down
- Zoom

YouTube

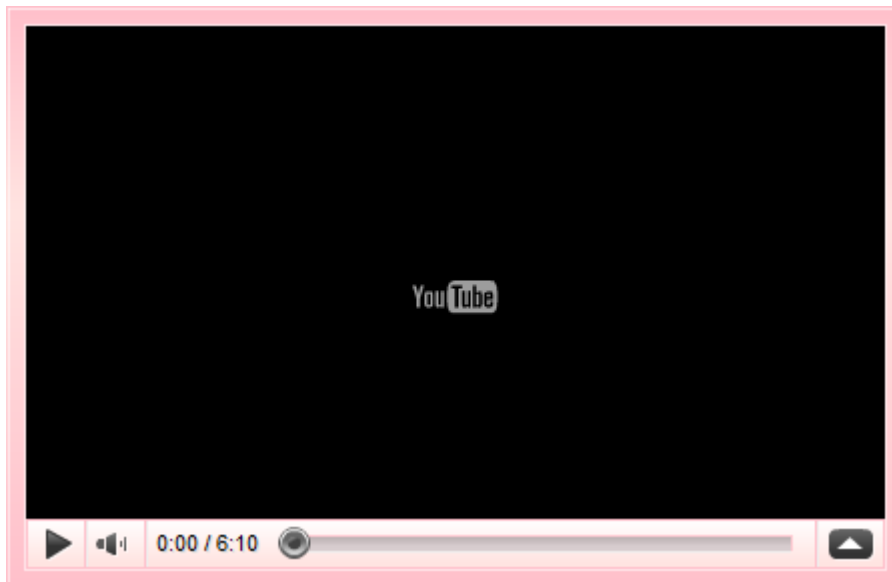
- **New feature:** Added color and border properties to YouTube object.

Style

Border:

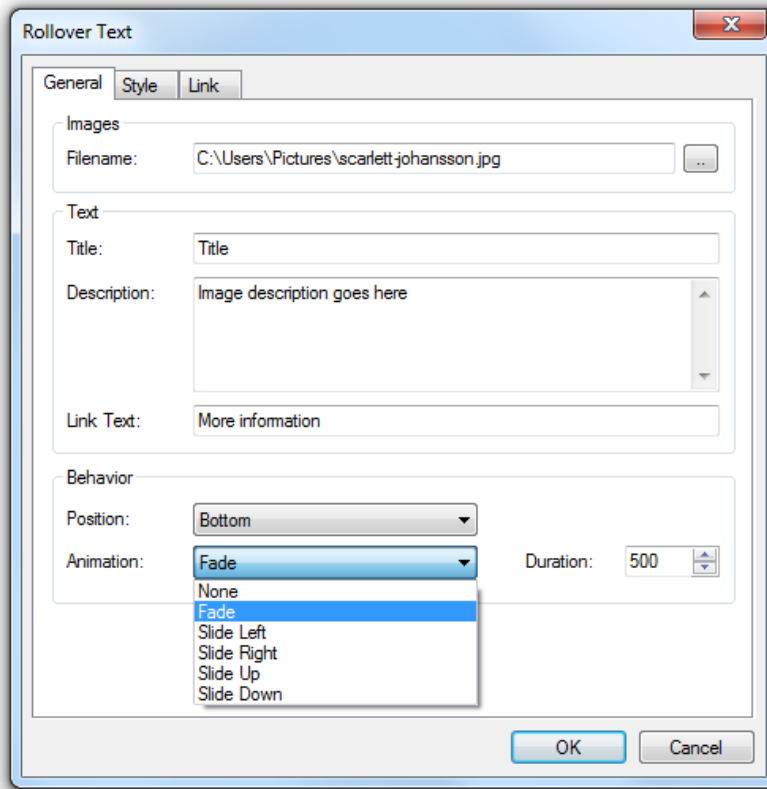
Controlbar:

☒ Show Border



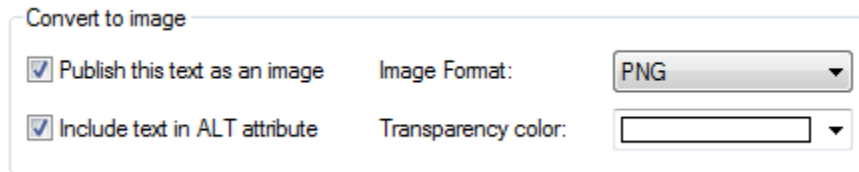
Roll Over Text

- **New Feature:** Roll Over Text, displays a text banner over image on mouse over. Includes cool slide and fade effects.

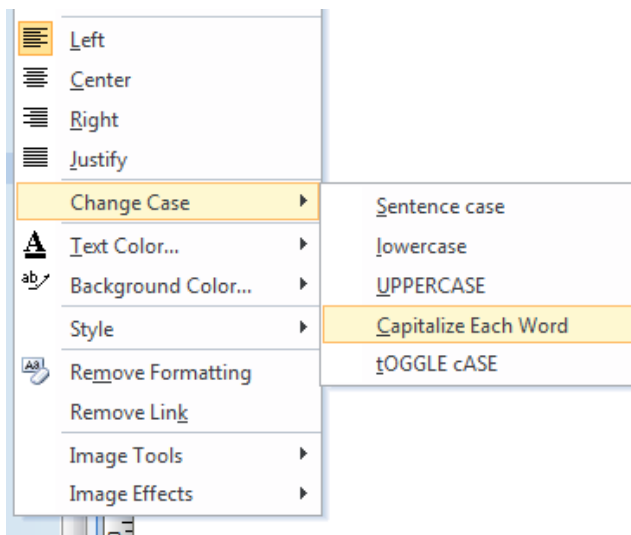


Text

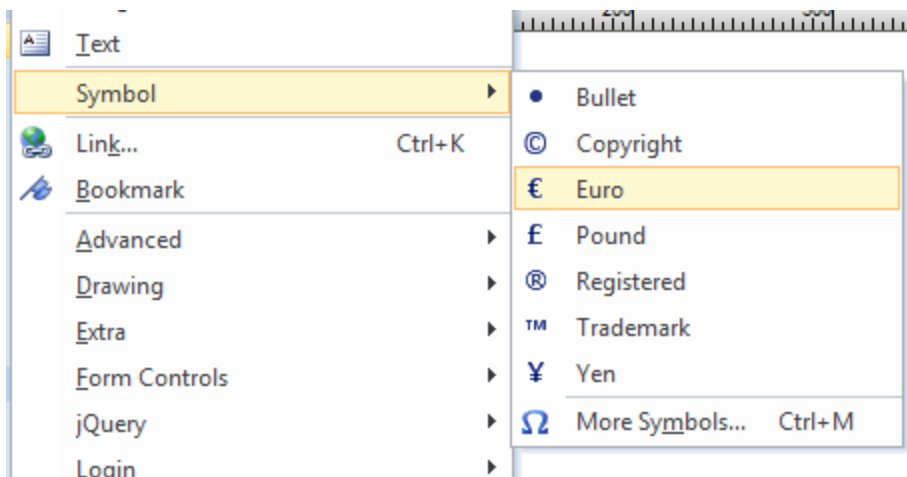
- **New Feature:** 'Include text in ALT attribute' option for 'Convert text to image' feature.



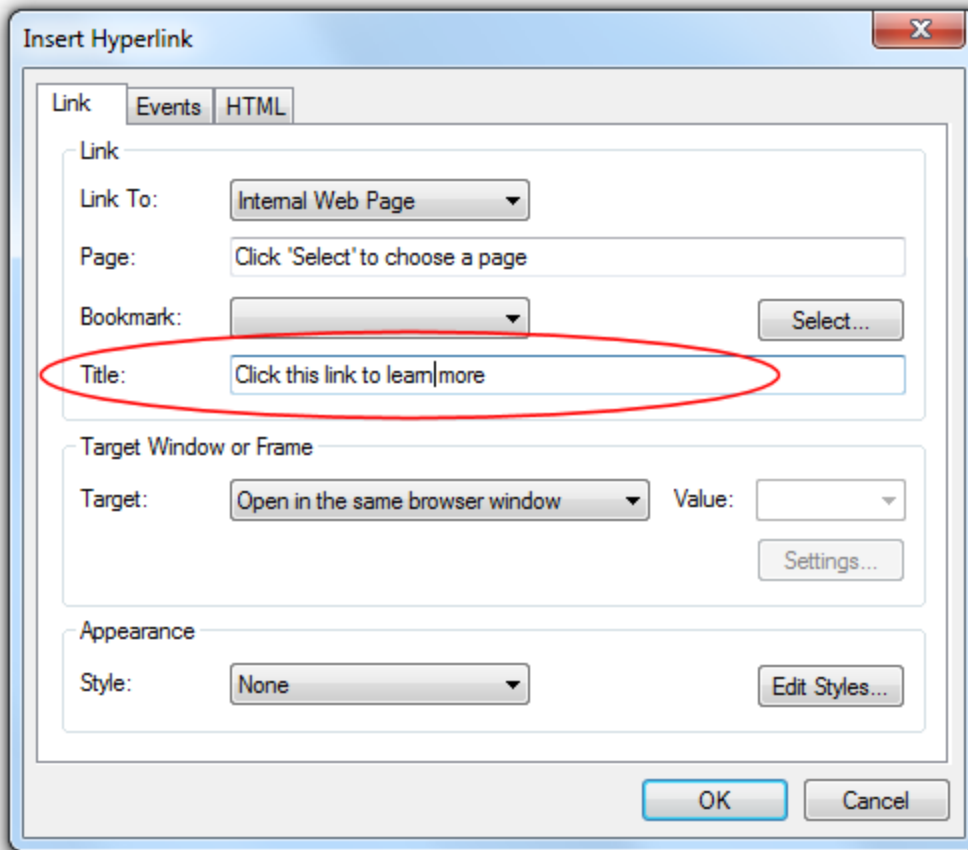
- **New feature:** Added Sentence case, Lowercase, Uppercase, Capitalize Each Word and Toggle case options to text editor.



- **New feature:** Added shortcut menu items for bullet, euro, pound, yen, registered, copyright and trademark symbols.



- **New feature:** Added 'Title' property to hyperlinks.



The image shows a screenshot of the 'Insert Hyperlink' dialog box. The dialog has a title bar with a close button (X). Inside, there are three tabs: 'Link', 'Events', and 'HTML'. The 'Link' tab is selected. The 'Link' section contains the following fields:

- Link To:** A dropdown menu showing 'Internal Web Page'.
- Page:** A text box with the placeholder text 'Click 'Select' to choose a page'.
- Bookmark:** A dropdown menu with a 'Select...' button to its right.
- Title:** A text box containing the text 'Click this link to learn|more'. This field is circled in red.

Below the 'Link' section is the 'Target Window or Frame' section, which includes:

- Target:** A dropdown menu showing 'Open in the same browser window'.
- Value:** A dropdown menu.
- A 'Settings...' button.

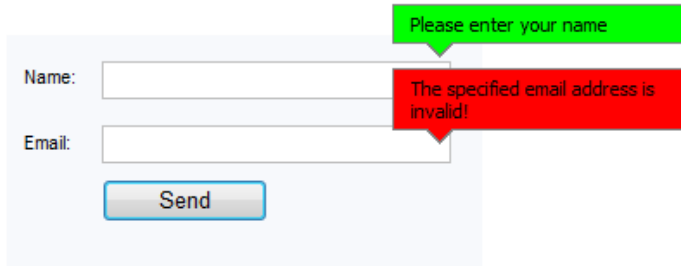
At the bottom is the 'Appearance' section, which includes:

- Style:** A dropdown menu showing 'None'.
- An 'Edit Styles...' button.

At the very bottom of the dialog are 'OK' and 'Cancel' buttons.

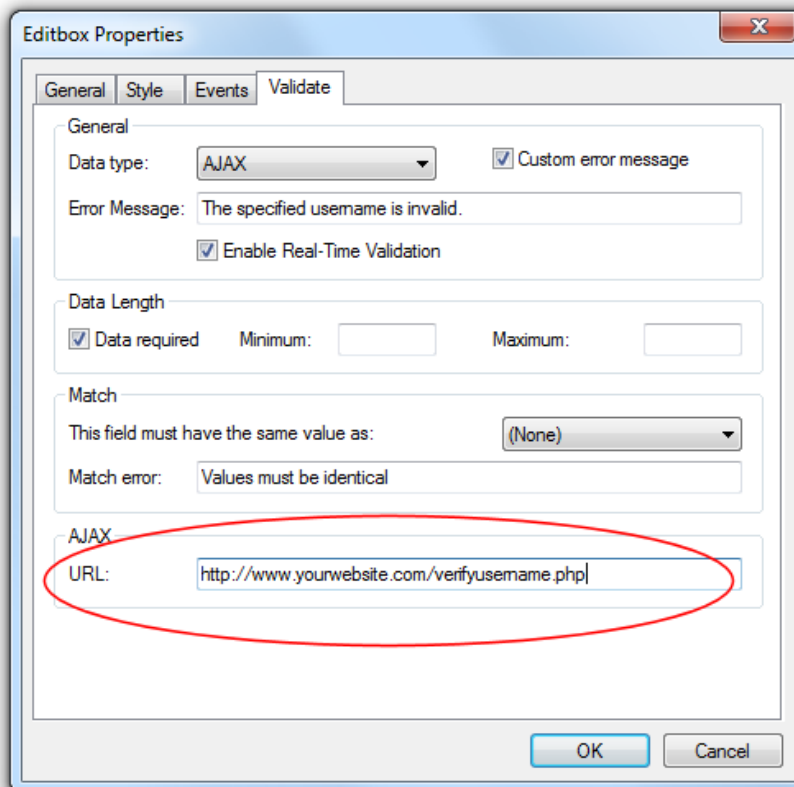
Forms

- **New Feature:** State-of-the-art form validation: Uses Info balloons instead of message box, real-time validation (without the need to submit the data first)



A screenshot of a web form with two input fields: 'Name:' and 'Email:'. Below the 'Email:' field is a 'Send' button. A green info balloon points to the 'Name:' field with the text 'Please enter your name'. A red error balloon points to the 'Email:' field with the text 'The specified email address is invalid!'.

- **New Feature:** AJAX validation (check a value on the server) for EditBox and TextArea.



A screenshot of the 'Editbox Properties' dialog box. The 'Validate' tab is selected. The 'General' section shows 'Data type' set to 'AJAX', 'Custom error message' checked, 'Error Message' set to 'The specified username is invalid.', and 'Enable Real-Time Validation' checked. The 'Data Length' section shows 'Data required' checked. The 'Match' section shows 'This field must have the same value as:' set to '(None)' and 'Match error' set to 'Values must be identical'. The 'AJAX' section shows 'URL' set to 'http://www.yourwebsite.com/verifyusername.php', which is circled in red. The 'OK' and 'Cancel' buttons are at the bottom.

- **New Feature:** Checkbox and radio button validation.

- **New Feature:** Real-time CAPTCHA validation on the server (without the need to submit the data first)

The 'Validate' tab is selected. It contains an 'Error Message' field with the text 'Please enter the code'. Below it is a checkbox labeled 'Enable Real-Time Validation through AJAX' which is checked.

- **New Feature:** Validation for new datatypes: creditcards, dates, ip address, URL and custom regular expressions.

The 'General' tab is selected. A dropdown menu is open for the 'Data type' field. The menu lists the following options: 'No Constraints', 'Text', 'Number', 'Email Address', 'All Major Creditcards', 'Creditcard - American Express', 'Creditcard - Dinersclub', 'Creditcard - Discover', 'Creditcard - Mastercard', 'Creditcard - Visa', 'Date - ddmmyyyy', 'Date - mmdyyyyy', 'Date - yyyyymmdd', 'IP Address', 'URL', 'AJAX', and 'Custom'. The 'All Major Creditcards' option is currently highlighted.

- **New Feature:** Field match validation, checks if the value of two fields are identical.

The 'Match' tab is selected. It contains a label 'This field must have the same value as:' followed by a dropdown menu showing 'Editbox2'. Below this is a 'Match error' field with the text 'Values must be identical'.

The form shows two input fields: 'Field 1' containing the text 'value' and 'Field 2' containing the text 'valeu'. A 'Send' button is located below the fields. Two red callout boxes with the text 'Values must be identical' point to the input fields, indicating a validation error.

- **New feature:** Added 'Accept Charset' property to forms, useful for unicode languages. This also used by the built-in form processor.

General

Form Name:

Action:

Method: Encoding type:

Accept Charset:

Form processing:

☐ Use built-in PHP form processor.

- **New feature:** Added the ability to store form data in a MySQL database. You can use this option in combination with the built-in form processor to store form data in a MySQL database on the server. The generated PHP script will attempt to automatically create the table and fields based on the settings you configured, so you do not have to worry about creating it yourself.

MySQL Settings

☒ Write form data in a MySQL database.

Server:

Database:

Table:

Username:

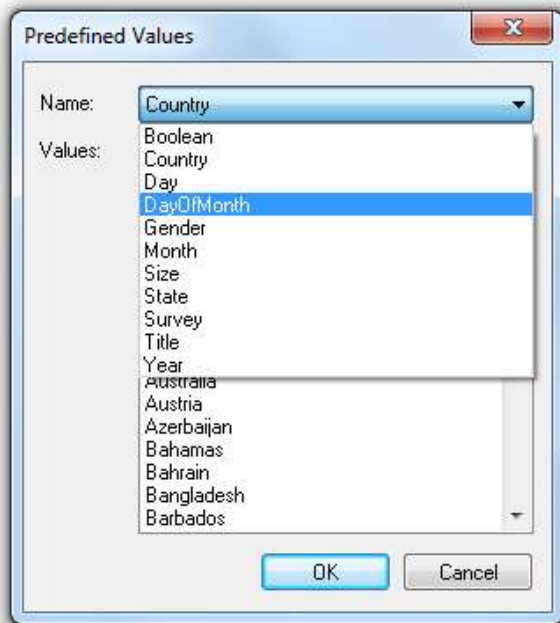
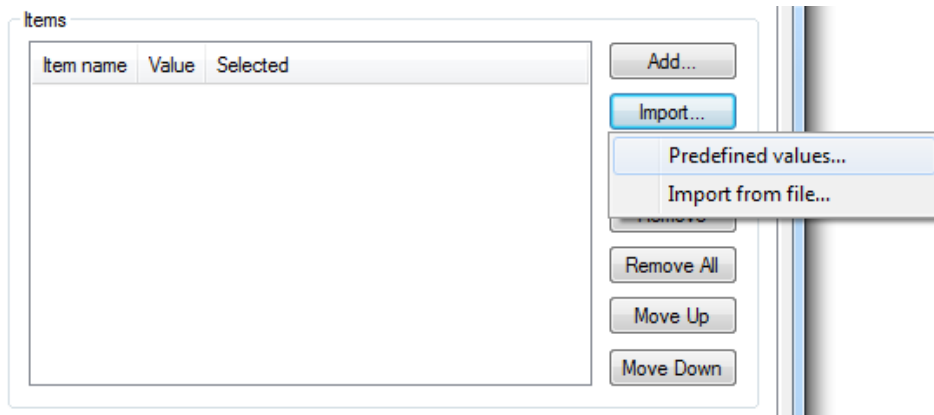
Password:

- **New feature:** Added several new Form Wizard templates:

- Business Contact
- Form processor: ASP (example form using ASP script)
- Link Exchange Request
- Tell a friend
- RSVP Form
- Search on Wikipedia
- Site Search Bing
- Web Feedback
- Web Search Bing

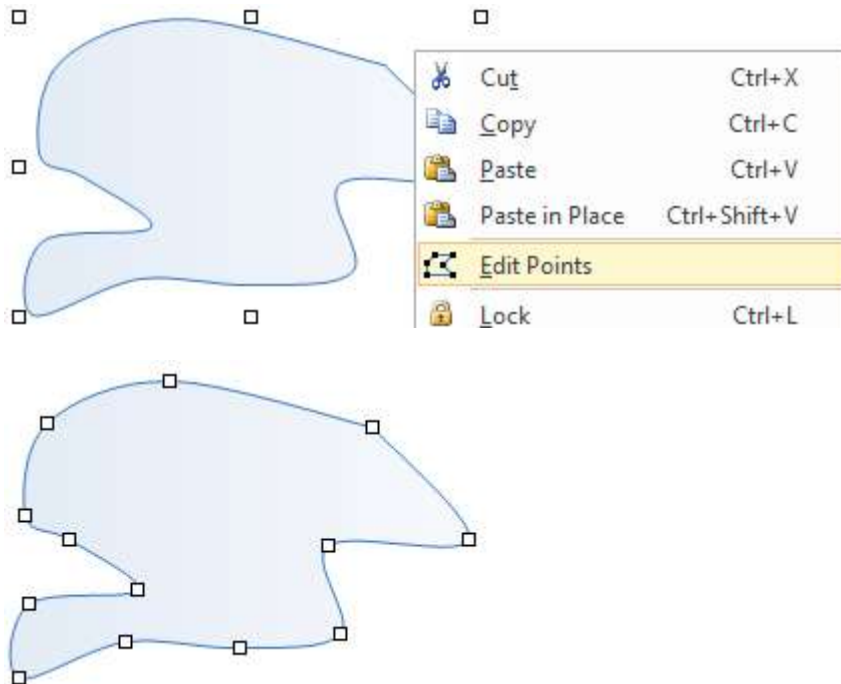
Combobox

- **New feature:** Import option added to combobox. Select from predefined values (countries, states, days etc) or import from an external file.

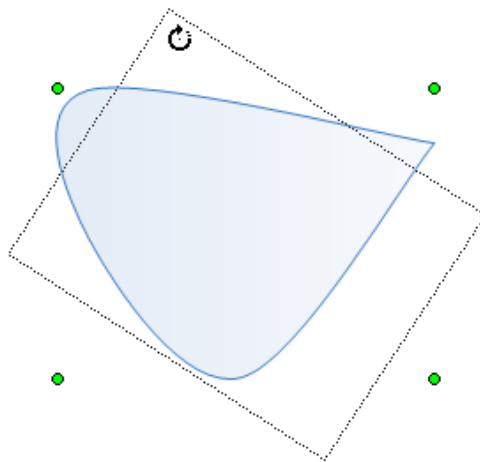


Drawing Tools

- **New Feature:** Polygons and Curves now have an 'Edit Points' option to add and remove nodes. You can also resize the Polygon/Curve like other objects.

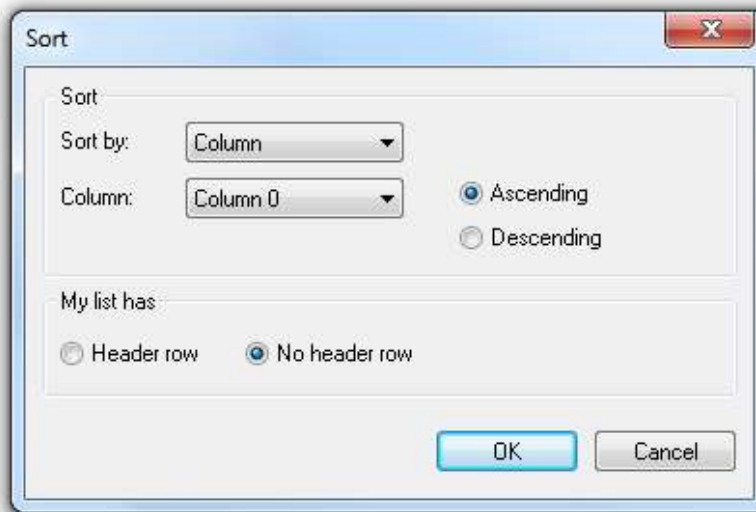


- **New Feature:** Polygons and Curves now support rotating.

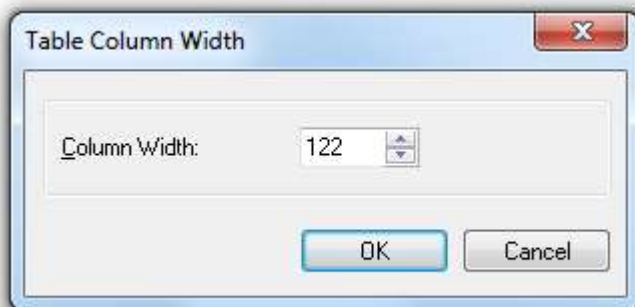


Tables

- **New Feature:** Sort rows/columns in Tables.



- **New Feature:** Set row height/column width in Tables.



Shapes

- **New Feature:** Added Inner Shadow effect to Shape, TextArt and ClipArt (replaces Bevel which is now in the effect menu).

Inner Shadow

Offset X:	<input type="text" value="-10"/>	Blur:	<input type="text" value="0"/>
Offset Y:	<input type="text" value="-10"/>	Opacity:	<input type="text" value="200"/>
Color:	<input type="color" value="black"/>		



- **New feature:** Added texture support to Shape, TextArt and ClipArt.

Fill Effects

Effect:

Style:

Border

Style:

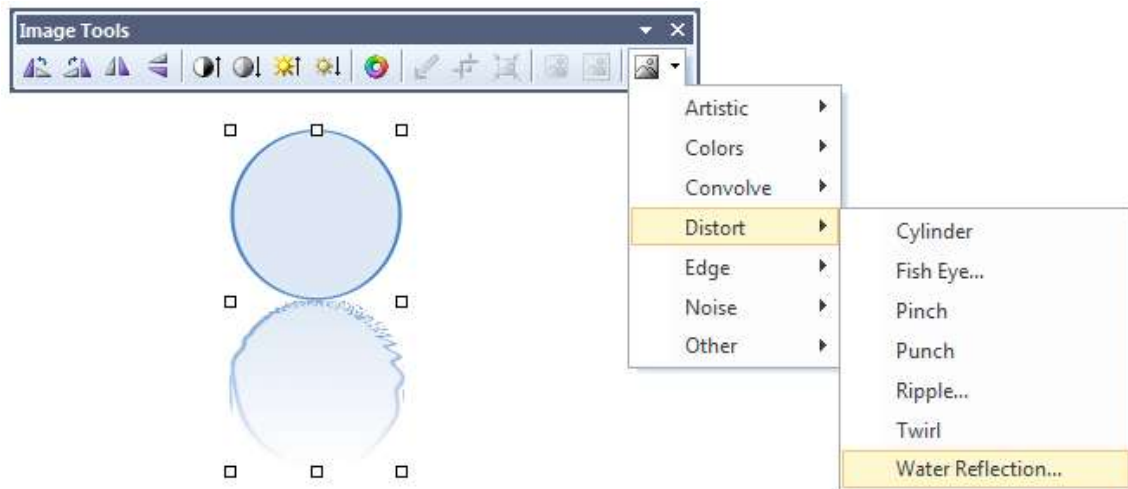
Color:



- **New Feature:** Added Padding option for text on shape. Specifies the margin between the outline of the shape and the text.



- **New Feature:** Most image effects can now also be applied to Shapes, TextArt and ClipArt!



- **New feature:** Added 3D effect/shadow type to Shapes, TextArt and ClipArt.

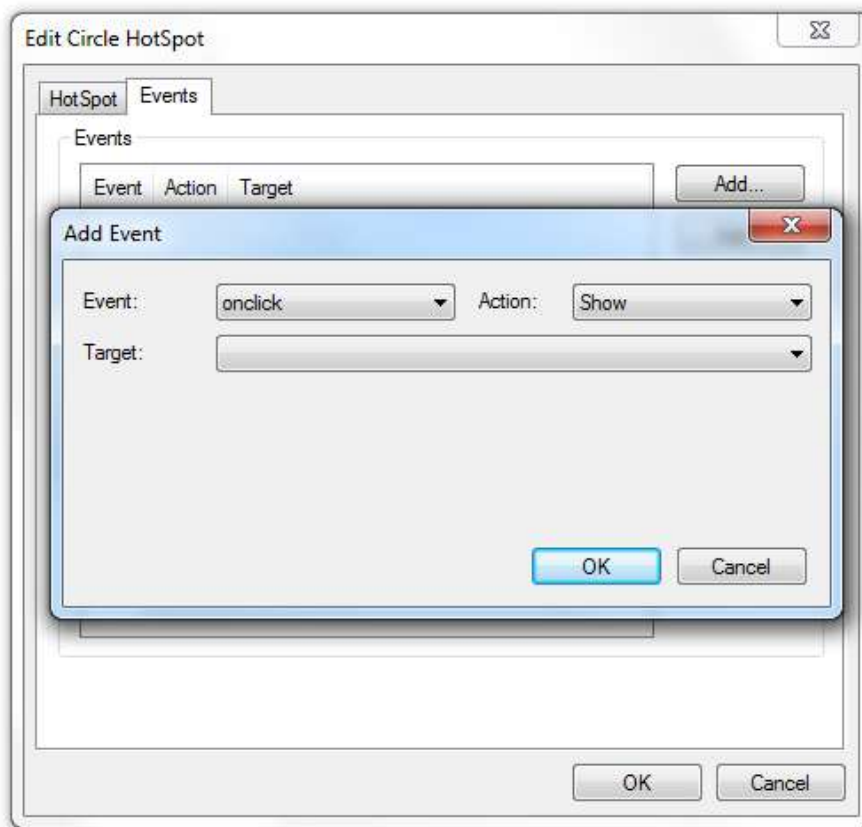


- **New feature:** Added Buttonize effect to Shapes, TextArt and ClipArt



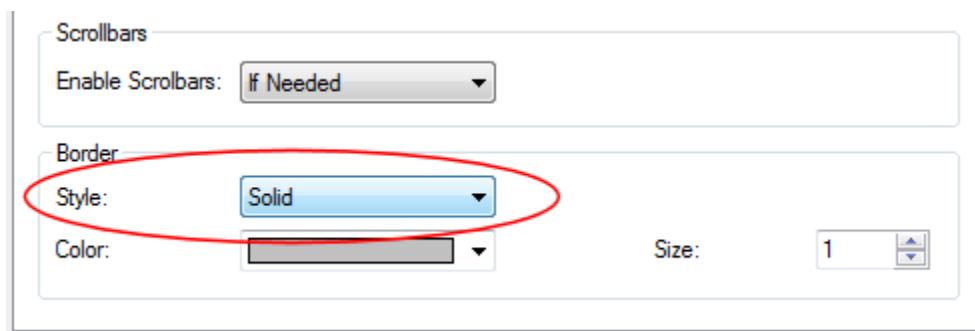
Image Map

- **New Feature:** Added event support to Image Map hotspots.



Inline Frame

- **New Feature:** Added border style to inline frame



Layers

- **New feature:** Added 'Sticky Layer' mode to layer. This option keeps a layer visible (top/bottom/left/right) at all times. This can be useful if you want to keep a menu or image visible even if the page scrolls. Animation is also an option!

Location and size

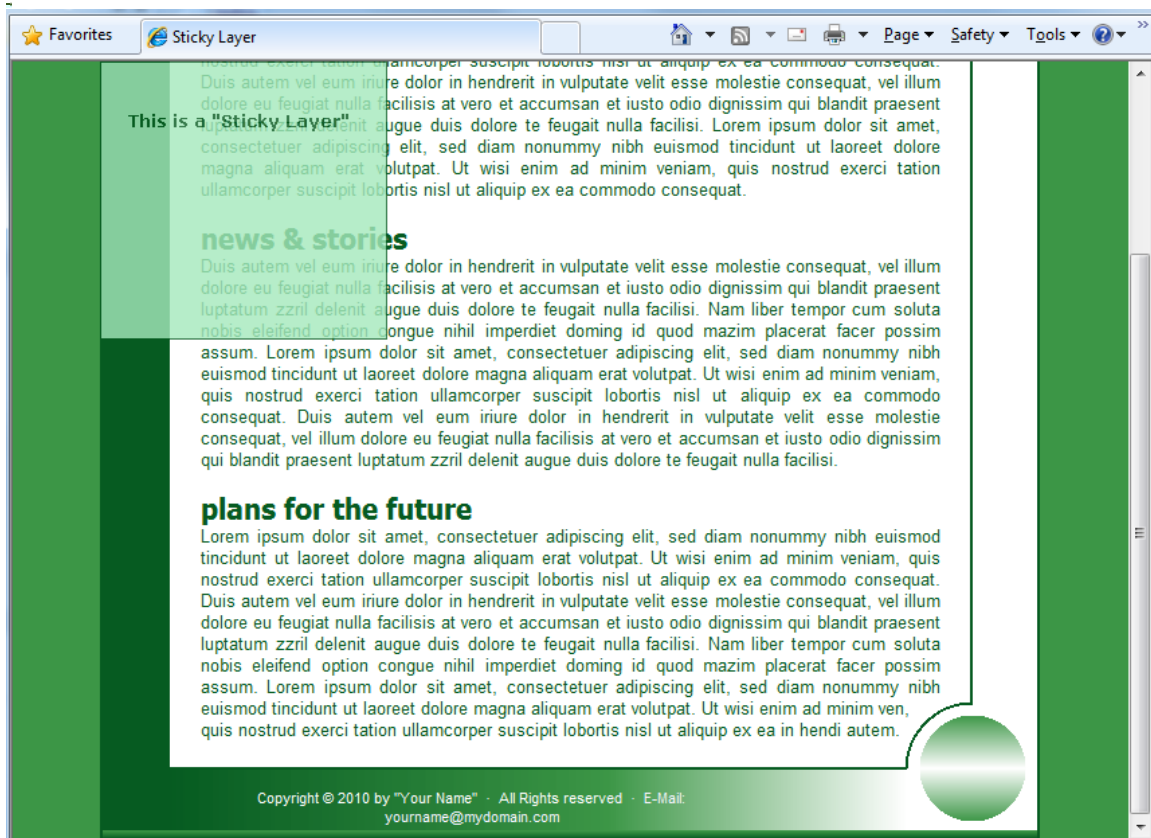
Mode:

Orientation:

Offset X:

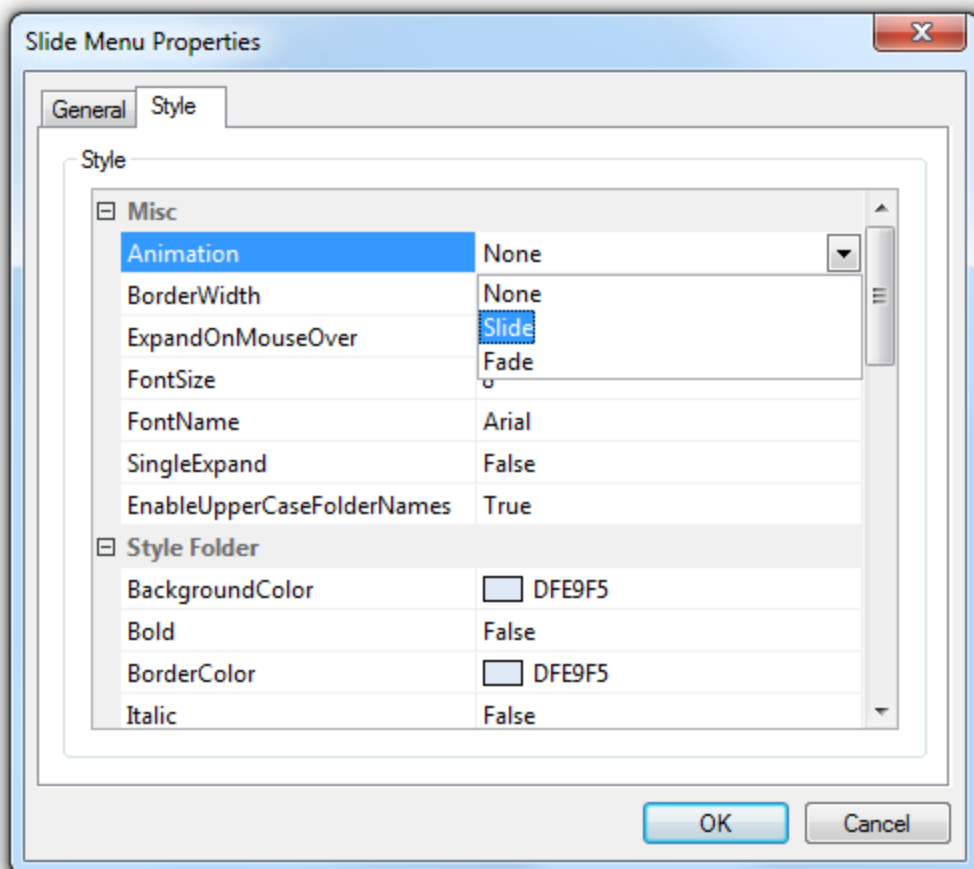
Offset Y:

Delay:



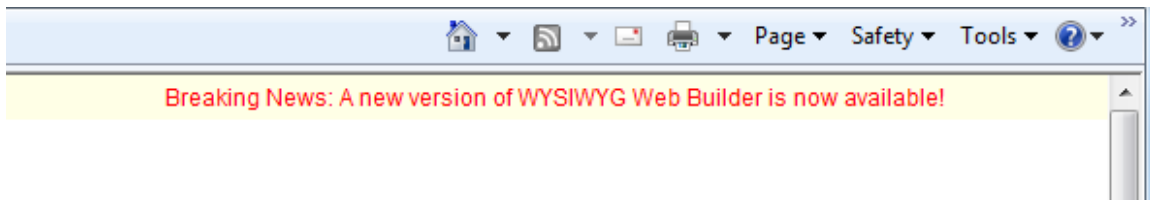
Slide Menu

- **Improved:** Redesigned slidemenu for use with jQuery, resulting in cleaner HTML code and more options.
- **New feature:** Added animation effects (slide/fade) to slidemenu
- **New feature:** Added 'SingleExpand' option to slidemenu
- **New feature:** Added 'margin' and 'padding' properties to slidemenu to give you more control over the layout of the menu.
- **New feature:** Added 'Expand on mouseover' option to slidemenu.



Ready-to-use-scripts


- **New feature:** Added bold/italic/underline options to all Ready-to-use-scripts that use text.
- **New feature:** Added 'Background Scroller' to Ready-to-use-scripts, so you can animate the background image of your page(s).
- **New feature:** Added 'Text scroller' to Ready-to-use-scripts. Yet another cool text scroll script.
- **New feature:** Added 'Breaking News' to Ready-to-use-scripts. Adds a scrolling text banner to the top of your page.



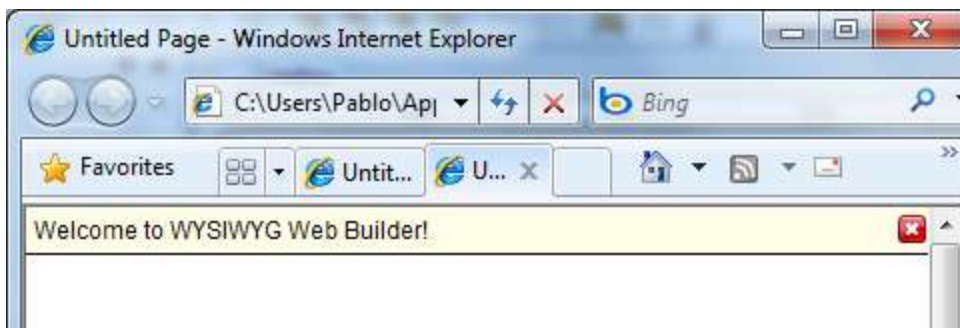
- **New feature:** Added 'Countdown' to Ready-to-use-scripts. Counts down to a specific date.

217 Days, 15 Hours, 9 Minutes, 9 Seconds.

- **New feature:** Added 'Text Cursor' to Ready-to-use-scripts.

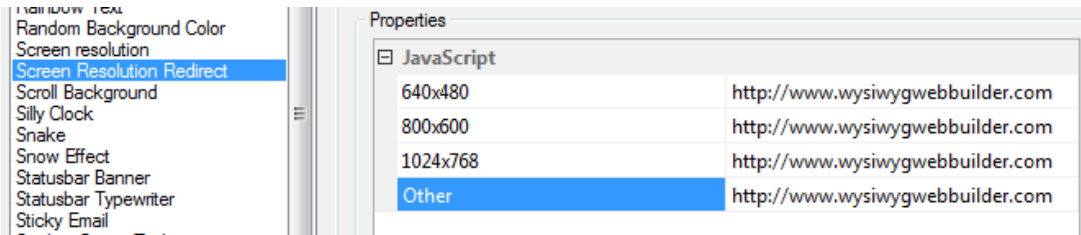
 <http://www.wysiwygwebbuilder.com>

- **New feature:** Added 'Info bar' to Ready-to-use-scripts. The info bar slides into view on the top of your page. This can be used to show important messages. The user can close the bar by clicking the close button.



- **New feature:** Added 'iPhone redirect' to Ready-to-use-scripts. Redirect users to a page specially designed for the iPhone.
- **New feature:** Added 'Rainbow background' to Ready-to-use-scripts. Animate the background color like a 'rainbow'.

- **New feature:** Added 'Screen Resolution Redirect' to Ready-to-use-scripts. Redirects users based on their computer's screen resolution.



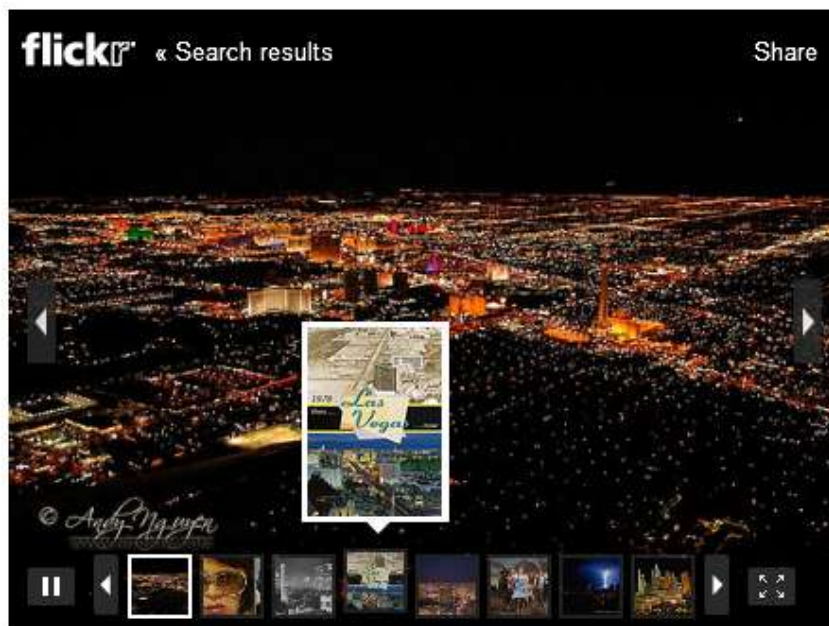
- **New feature:** Added 'Sticky Email' to Ready-to-use-scripts.



- **New feature:** Added 'Link to Facebook' to Ready-to-use-scripts.
- **New feature:** Added 'Link to MySpace' to Ready-to-use-scripts.
- **New feature:** Added 'Link to Twitter' to Ready-to-use-scripts.
- **New feature:** Added 'Link to YouTube' to Ready-to-use-scripts.



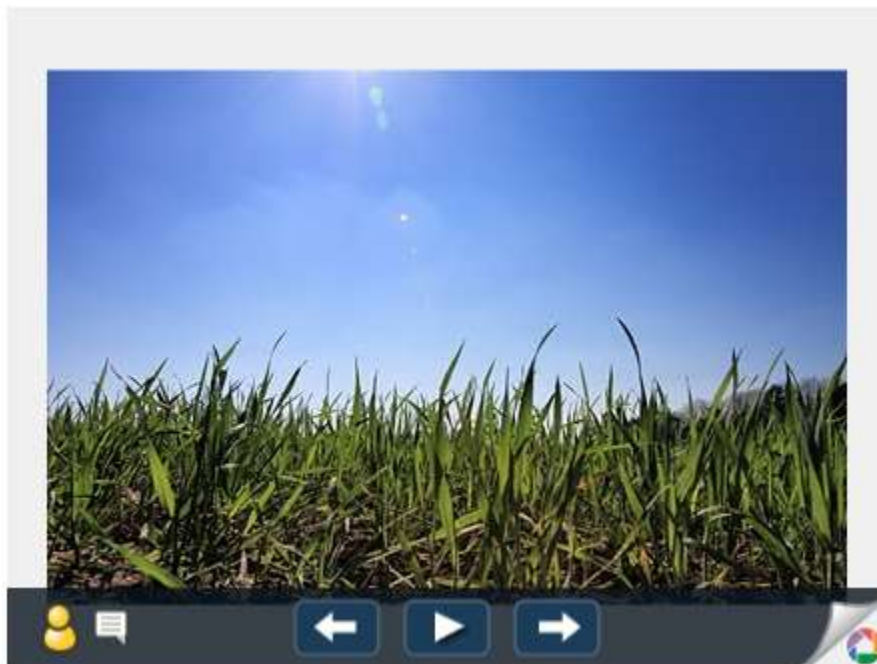
- **New feature:** Added 'Photo Album/Slideshow on Flickr' to Ready-to-use-scripts.



- **New feature:** Added 'Photo Album/Slideshow on MySpace' to Ready-to-use-scripts.



- **New feature:** Added 'Photo Album/Slideshow on Picasa' to Ready-to-use-scripts.



Special offer:

If you buy version 6.x **today** you will get version 7.0 for free when it becomes available! This offer is valid for all licenses bought after April 1, 2010

<http://www.wysiwygwebbuilder.com/purchase.html>

Other registered users of WYSIWYG Web Builder will get a discount when upgrading to the new version.

WYSIWYG Web Builder 7.0 FAQ

<http://www.wysiwygwebbuilder.com/forum/viewtopic.php?t=29505>